



All Students

|  | April 2008 Cohort          |                           |                     |                      | Cumulative*               |                     |                      |
|--|----------------------------|---------------------------|---------------------|----------------------|---------------------------|---------------------|----------------------|
|  | Answer Documents Submitted | Number of Students Tested | Number Met Standard | Percent Met Standard | Number of Students Tested | Number Met Standard | Percent Met Standard |
| <b>All Students</b>                        | 182                        | 151                       | 146                 | 97                   | 152                       | 151                 | 99                   |
| Male                                       | 92                         | 75                        | 72                  | 96                   | 75                        | 74                  | 99                   |
| Female                                     | 90                         | 76                        | 74                  | 97                   | 77                        | 77                  | 100                  |
| No Information Provided                    | 0                          | 0                         | ---                 | ---                  | 0                         | ---                 | ---                  |
| Native American                            | 3                          | 3                         | ---                 | ---                  | 3                         | ---                 | ---                  |
| Asian                                      | 0                          | 0                         | ---                 | ---                  | 0                         | ---                 | ---                  |
| African American                           | 44                         | 33                        | 33                  | 100                  | 34                        | 34                  | 100                  |
| Hispanic                                   | 5                          | 4                         | ---                 | ---                  | 4                         | ---                 | ---                  |
| White                                      | 130                        | 111                       | 106                 | 95                   | 111                       | 110                 | 99                   |
| No Information Provided                    | 0                          | 0                         | ---                 | ---                  | 0                         | ---                 | ---                  |
| Economically Disadvantaged Yes             | 64                         | 46                        | 43                  | 93                   | 47                        | 46                  | 98                   |
| Economically Disadvantaged No              | 118                        | 105                       | 103                 | 98                   | 105                       | 105                 | 100                  |
| No Information Provided                    | 0                          | 0                         | ---                 | ---                  | 0                         | ---                 | ---                  |
| Title I, Part A Participants               | 0                          | 0                         | ---                 | ---                  | 0                         | ---                 | ---                  |
| Title I, Part A Nonparticipants            | 182                        | 151                       | 146                 | 97                   | 152                       | 151                 | 99                   |
| No Information Provided                    | 0                          | 0                         | ---                 | ---                  | 0                         | ---                 | ---                  |
| Migrant Yes                                | 0                          | 0                         | ---                 | ---                  | 0                         | ---                 | ---                  |
| Migrant No                                 | 182                        | 151                       | 146                 | 97                   | 152                       | 151                 | 99                   |
| No Information Provided                    | 0                          | 0                         | ---                 | ---                  | 0                         | ---                 | ---                  |
| LEP Current LEP                            | 0                          | 0                         | ---                 | ---                  | 0                         | ---                 | ---                  |
| LEP Non-LEP (Monitored 1st Year)           | 0                          | 0                         | ---                 | ---                  | 0                         | ---                 | ---                  |
| LEP Non-LEP (Monitored 2nd Year)           | 0                          | 0                         | ---                 | ---                  | 0                         | ---                 | ---                  |
| LEP Other Non-LEP                          | 182                        | 151                       | 146                 | 97                   | 152                       | 151                 | 99                   |
| No Information Provided                    | 0                          | 0                         | ---                 | ---                  | 0                         | ---                 | ---                  |
| Bilingual Participants                     | 0                          | 0                         | ---                 | ---                  | 0                         | ---                 | ---                  |
| Bilingual Nonparticipants                  | 182                        | 151                       | 146                 | 97                   | 152                       | 151                 | 99                   |
| No Information Provided                    | 0                          | 0                         | ---                 | ---                  | 0                         | ---                 | ---                  |
| ESL Participants                           | 0                          | 0                         | ---                 | ---                  | 0                         | ---                 | ---                  |
| ESL Nonparticipants                        | 182                        | 151                       | 146                 | 97                   | 152                       | 151                 | 99                   |
| No Information Provided                    | 0                          | 0                         | ---                 | ---                  | 0                         | ---                 | ---                  |
| Special Education Yes                      | 30                         | 2                         | ---                 | ---                  | 2                         | ---                 | ---                  |
| Special Education No                       | 152                        | 149                       | 144                 | 97                   | 150                       | 149                 | 99                   |
| No Information Provided                    | 0                          | 0                         | ---                 | ---                  | 0                         | ---                 | ---                  |
| Gifted/Talented Participants               | 16                         | 16                        | 16                  | 100                  | 16                        | 16                  | 100                  |
| Gifted/Talented Nonparticipants            | 166                        | 135                       | 130                 | 96                   | 136                       | 135                 | 99                   |
| No Information Provided                    | 0                          | 0                         | ---                 | ---                  | 0                         | ---                 | ---                  |
| At-Risk Yes                                | 74                         | 60                        | 57                  | 95                   | 60                        | 59                  | 98                   |
| At-Risk No                                 | 108                        | 91                        | 89                  | 98                   | 92                        | 92                  | 100                  |
| No Information Provided                    | 0                          | 0                         | ---                 | ---                  | 0                         | ---                 | ---                  |
| Career/Technical Education Participants    | 147                        | 118                       | 114                 | 97                   | 119                       | 119                 | 100                  |
| Career/Technical Education Nonparticipants | 35                         | 33                        | 32                  | 97                   | 33                        | 32                  | 97                   |
| No Information Provided                    | 0                          | 0                         | ---                 | ---                  | 0                         | ---                 | ---                  |

\* students tested in April plus students in April cohort tested in exit level retests through April 2009



## Optional Cumulative Summary Report - Mathematics

Report Date: MAY 2009  
Date of Testing: APRIL 2009

### All Students

|  | April 2008 Cohort          |                           |                     |                      | Cumulative*               |                     |                      |
|--|----------------------------|---------------------------|---------------------|----------------------|---------------------------|---------------------|----------------------|
|  | Answer Documents Submitted | Number of Students Tested | Number Met Standard | Percent Met Standard | Number of Students Tested | Number Met Standard | Percent Met Standard |
| <b>All Students</b>                            | 182                        | 146                       | 111                 | 76                   | 148                       | 136                 | 92                   |
| Male   | 92                         | 72                        | 56                  | 78                   | 72                        | 64                  | 89                   |
| Female   | 90                         | 74                        | 55                  | 74                   | 76                        | 72                  | 95                   |
| No Information Provided                        | 0                          | 0                         | ---                 | ---                  | 0                         | ---                 | ---                  |
| Native American                                | 3                          | 3                         | ---                 | ---                  | 3                         | ---                 | ---                  |
| Asian  | 0                          | 0                         | ---                 | ---                  | 0                         | ---                 | ---                  |
| African American                               | 44                         | 32                        | 19                  | 59                   | 32                        | 29                  | 91                   |
| Hispanic                                       | 5                          | 4                         | ---                 | ---                  | 4                         | ---                 | ---                  |
| White  | 130                        | 107                       | 87                  | 81                   | 109                       | 100                 | 92                   |
| No Information Provided                        | 0                          | 0                         | ---                 | ---                  | 0                         | ---                 | ---                  |
| Economically Disadvantaged <i>Yes</i>          | 64                         | 46                        | 26                  | 57                   | 46                        | 38                  | 83                   |
| <i>No</i>                                      | 118                        | 100                       | 85                  | 85                   | 102                       | 98                  | 96                   |
| No Information Provided                        | 0                          | 0                         | ---                 | ---                  | 0                         | ---                 | ---                  |
| Title I, Part A <i>Participants</i>            | 0                          | 0                         | ---                 | ---                  | 0                         | ---                 | ---                  |
| <i>Nonparticipants</i>                         | 182                        | 146                       | 111                 | 76                   | 148                       | 136                 | 92                   |
| No Information Provided                        | 0                          | 0                         | ---                 | ---                  | 0                         | ---                 | ---                  |
| Migrant <i>Yes</i>                             | 0                          | 0                         | ---                 | ---                  | 0                         | ---                 | ---                  |
| <i>No</i>                                      | 182                        | 146                       | 111                 | 76                   | 148                       | 136                 | 92                   |
| No Information Provided                        | 0                          | 0                         | ---                 | ---                  | 0                         | ---                 | ---                  |
| LEP <i>Current LEP</i>                         | 0                          | 0                         | ---                 | ---                  | 0                         | ---                 | ---                  |
| <i>Non-LEP (Monitored 1st Year)</i>            | 0                          | 0                         | ---                 | ---                  | 0                         | ---                 | ---                  |
| <i>Non-LEP (Monitored 2nd Year)</i>            | 0                          | 0                         | ---                 | ---                  | 0                         | ---                 | ---                  |
| <i>Other Non-LEP</i>                           | 182                        | 146                       | 111                 | 76                   | 148                       | 136                 | 92                   |
| No Information Provided                        | 0                          | 0                         | ---                 | ---                  | 0                         | ---                 | ---                  |
| Bilingual <i>Participants</i>                  | 0                          | 0                         | ---                 | ---                  | 0                         | ---                 | ---                  |
| <i>Nonparticipants</i>                         | 182                        | 146                       | 111                 | 76                   | 148                       | 136                 | 92                   |
| No Information Provided                        | 0                          | 0                         | ---                 | ---                  | 0                         | ---                 | ---                  |
| ESL <i>Participants</i>                        | 0                          | 0                         | ---                 | ---                  | 0                         | ---                 | ---                  |
| <i>Nonparticipants</i>                         | 182                        | 146                       | 111                 | 76                   | 148                       | 136                 | 92                   |
| No Information Provided                        | 0                          | 0                         | ---                 | ---                  | 0                         | ---                 | ---                  |
| Special Education <i>Yes</i>                   | 30                         | 0                         | ---                 | ---                  | 0                         | ---                 | ---                  |
| <i>No</i>                                      | 152                        | 146                       | 111                 | 76                   | 148                       | 136                 | 92                   |
| No Information Provided                        | 0                          | 0                         | ---                 | ---                  | 0                         | ---                 | ---                  |
| Gifted/Talented <i>Participants</i>            | 16                         | 16                        | 15                  | 94                   | 16                        | 16                  | 100                  |
| <i>Nonparticipants</i>                         | 166                        | 130                       | 96                  | 74                   | 132                       | 120                 | 91                   |
| No Information Provided                        | 0                          | 0                         | ---                 | ---                  | 0                         | ---                 | ---                  |
| At-Risk <i>Yes</i>                             | 74                         | 59                        | 34                  | 58                   | 60                        | 50                  | 83                   |
| <i>No</i>                                      | 108                        | 87                        | 77                  | 89                   | 88                        | 86                  | 98                   |
| No Information Provided                        | 0                          | 0                         | ---                 | ---                  | 0                         | ---                 | ---                  |
| Career/Technical Education <i>Participants</i> | 147                        | 114                       | 85                  | 75                   | 116                       | 106                 | 91                   |
| <i>Nonparticipants</i>                         | 35                         | 32                        | 26                  | 81                   | 32                        | 30                  | 94                   |
| No Information Provided                        | 0                          | 0                         | ---                 | ---                  | 0                         | ---                 | ---                  |

\* students tested in April plus students in April cohort tested in exit level retests through April 2009



## Optional Cumulative Summary Report - Social Studies

Report Date: MAY 2009  
Date of Testing: APRIL 2009

### All Students

|  | April 2008 Cohort          |                           |                     |                      | Cumulative*               |                     |                      |
|--|----------------------------|---------------------------|---------------------|----------------------|---------------------------|---------------------|----------------------|
|  | Answer Documents Submitted | Number of Students Tested | Number Met Standard | Percent Met Standard | Number of Students Tested | Number Met Standard | Percent Met Standard |
| "----" = No Data Reported For Fewer Than Five Students |                            |                           |                     |                      |                           |                     |                      |
| <b>All Students</b>                                    | 182                        | 148                       | 146                 | 99                   | 152                       | 151                 | 99                   |
| Male   | 92                         | 72                        | 72                  | 100                  | 75                        | 75                  | 100                  |
| Female   | 90                         | 76                        | 74                  | 97                   | 77                        | 76                  | 99                   |
| No Information Provided                                | 0                          | 0                         | ---                 | ---                  | 0                         | ---                 | ---                  |
| Native American  | 3                          | 3                         | ---                 | ---                  | 3                         | ---                 | ---                  |
| Asian  | 0                          | 0                         | ---                 | ---                  | 0                         | ---                 | ---                  |
| African American                                       | 44                         | 33                        | 32                  | 97                   | 34                        | 34                  | 100                  |
| Hispanic   | 5                          | 4                         | ---                 | ---                  | 4                         | ---                 | ---                  |
| White  | 130                        | 108                       | 107                 | 99                   | 111                       | 110                 | 99                   |
| No Information Provided                                | 0                          | 0                         | ---                 | ---                  | 0                         | ---                 | ---                  |
| Economically Disadvantaged <i>Yes</i>                  | 64                         | 45                        | 43                  | 96                   | 46                        | 45                  | 98                   |
| <i>No</i>  | 118                        | 103                       | 103                 | 100                  | 106                       | 106                 | 100                  |
| No Information Provided                                | 0                          | 0                         | ---                 | ---                  | 0                         | ---                 | ---                  |
| Title I, Part A <i>Participants</i>                    | 0                          | 0                         | ---                 | ---                  | 0                         | ---                 | ---                  |
| <i>Nonparticipants</i>                                 | 182                        | 148                       | 146                 | 99                   | 152                       | 151                 | 99                   |
| No Information Provided                                | 0                          | 0                         | ---                 | ---                  | 0                         | ---                 | ---                  |
| Migrant <i>Yes</i>                                     | 0                          | 0                         | ---                 | ---                  | 0                         | ---                 | ---                  |
| <i>No</i>  | 182                        | 148                       | 146                 | 99                   | 152                       | 151                 | 99                   |
| No Information Provided                                | 0                          | 0                         | ---                 | ---                  | 0                         | ---                 | ---                  |
| LEP <i>Current LEP</i>                                 | 0                          | 0                         | ---                 | ---                  | 0                         | ---                 | ---                  |
| <i>Non-LEP (Monitored 1st Year)</i>                    | 0                          | 0                         | ---                 | ---                  | 0                         | ---                 | ---                  |
| <i>Non-LEP (Monitored 2nd Year)</i>                    | 0                          | 0                         | ---                 | ---                  | 0                         | ---                 | ---                  |
| <i>Other Non-LEP</i>                                   | 182                        | 148                       | 146                 | 99                   | 152                       | 151                 | 99                   |
| No Information Provided                                | 0                          | 0                         | ---                 | ---                  | 0                         | ---                 | ---                  |
| Bilingual <i>Participants</i>                          | 0                          | 0                         | ---                 | ---                  | 0                         | ---                 | ---                  |
| <i>Nonparticipants</i>                                 | 182                        | 148                       | 146                 | 99                   | 152                       | 151                 | 99                   |
| No Information Provided                                | 0                          | 0                         | ---                 | ---                  | 0                         | ---                 | ---                  |
| ESL <i>Participants</i>                                | 0                          | 0                         | ---                 | ---                  | 0                         | ---                 | ---                  |
| <i>Nonparticipants</i>                                 | 182                        | 148                       | 146                 | 99                   | 152                       | 151                 | 99                   |
| No Information Provided                                | 0                          | 0                         | ---                 | ---                  | 0                         | ---                 | ---                  |
| Special Education <i>Yes</i>                           | 30                         | 3                         | ---                 | ---                  | 3                         | ---                 | ---                  |
| <i>No</i>  | 152                        | 145                       | 143                 | 99                   | 149                       | 148                 | 99                   |
| No Information Provided                                | 0                          | 0                         | ---                 | ---                  | 0                         | ---                 | ---                  |
| Gifted/Talented <i>Participants</i>                    | 16                         | 16                        | 16                  | 100                  | 16                        | 16                  | 100                  |
| <i>Nonparticipants</i>                                 | 166                        | 132                       | 130                 | 98                   | 136                       | 135                 | 99                   |
| No Information Provided                                | 0                          | 0                         | ---                 | ---                  | 0                         | ---                 | ---                  |
| At-Risk <i>Yes</i>                                     | 74                         | 59                        | 57                  | 97                   | 61                        | 60                  | 98                   |
| <i>No</i>  | 108                        | 89                        | 89                  | 100                  | 91                        | 91                  | 100                  |
| No Information Provided                                | 0                          | 0                         | ---                 | ---                  | 0                         | ---                 | ---                  |
| Career/Technical Education <i>Participants</i>         | 147                        | 116                       | 114                 | 98                   | 120                       | 119                 | 99                   |
| <i>Nonparticipants</i>                                 | 35                         | 32                        | 32                  | 100                  | 32                        | 32                  | 100                  |
| No Information Provided                                | 0                          | 0                         | ---                 | ---                  | 0                         | ---                 | ---                  |

\* students tested in April plus students in April cohort tested in exit level retests through April 2009



## Optional Cumulative Summary Report - Science

Report Date: MAY 2009  
Date of Testing: APRIL 2009

### All Students

|  | April 2008 Cohort          |                           |                     |                      | Cumulative*               |                     |                      |
|--|----------------------------|---------------------------|---------------------|----------------------|---------------------------|---------------------|----------------------|
|  | Answer Documents Submitted | Number of Students Tested | Number Met Standard | Percent Met Standard | Number of Students Tested | Number Met Standard | Percent Met Standard |
| <b>All Students</b>                        | 182                        | 148                       | 129                 | 87                   | 149                       | 145                 | 97                   |
| Male                                       | 92                         | 72                        | 65                  | 90                   | 72                        | 70                  | 97                   |
| Female                                     | 90                         | 76                        | 64                  | 84                   | 77                        | 75                  | 97                   |
| No Information Provided                    | 0                          | 0                         | ---                 | ---                  | 0                         | ---                 | ---                  |
| Native American                            | 3                          | 3                         | ---                 | ---                  | 3                         | ---                 | ---                  |
| Asian                                      | 0                          | 0                         | ---                 | ---                  | 0                         | ---                 | ---                  |
| African American                           | 44                         | 32                        | 20                  | 63                   | 32                        | 31                  | 97                   |
| Hispanic                                   | 5                          | 4                         | ---                 | ---                  | 4                         | ---                 | ---                  |
| White                                      | 130                        | 109                       | 102                 | 94                   | 110                       | 107                 | 97                   |
| No Information Provided                    | 0                          | 0                         | ---                 | ---                  | 0                         | ---                 | ---                  |
| Economically Disadvantaged Yes             | 64                         | 46                        | 35                  | 76                   | 46                        | 43                  | 93                   |
| Economically Disadvantaged No              | 118                        | 102                       | 94                  | 92                   | 103                       | 102                 | 99                   |
| No Information Provided                    | 0                          | 0                         | ---                 | ---                  | 0                         | ---                 | ---                  |
| Title I, Part A Participants               | 0                          | 0                         | ---                 | ---                  | 0                         | ---                 | ---                  |
| Title I, Part A Nonparticipants            | 182                        | 148                       | 129                 | 87                   | 149                       | 145                 | 97                   |
| No Information Provided                    | 0                          | 0                         | ---                 | ---                  | 0                         | ---                 | ---                  |
| Migrant Yes                                | 0                          | 0                         | ---                 | ---                  | 0                         | ---                 | ---                  |
| Migrant No                                 | 182                        | 148                       | 129                 | 87                   | 149                       | 145                 | 97                   |
| No Information Provided                    | 0                          | 0                         | ---                 | ---                  | 0                         | ---                 | ---                  |
| LEP Current LEP                            | 0                          | 0                         | ---                 | ---                  | 0                         | ---                 | ---                  |
| LEP Non-LEP (Monitored 1st Year)           | 0                          | 0                         | ---                 | ---                  | 0                         | ---                 | ---                  |
| LEP Non-LEP (Monitored 2nd Year)           | 0                          | 0                         | ---                 | ---                  | 0                         | ---                 | ---                  |
| LEP Other Non-LEP                          | 182                        | 148                       | 129                 | 87                   | 149                       | 145                 | 97                   |
| No Information Provided                    | 0                          | 0                         | ---                 | ---                  | 0                         | ---                 | ---                  |
| Bilingual Participants                     | 0                          | 0                         | ---                 | ---                  | 0                         | ---                 | ---                  |
| Bilingual Nonparticipants                  | 182                        | 148                       | 129                 | 87                   | 149                       | 145                 | 97                   |
| No Information Provided                    | 0                          | 0                         | ---                 | ---                  | 0                         | ---                 | ---                  |
| ESL Participants                           | 0                          | 0                         | ---                 | ---                  | 0                         | ---                 | ---                  |
| ESL Nonparticipants                        | 182                        | 148                       | 129                 | 87                   | 149                       | 145                 | 97                   |
| No Information Provided                    | 0                          | 0                         | ---                 | ---                  | 0                         | ---                 | ---                  |
| Special Education Yes                      | 30                         | 0                         | ---                 | ---                  | 0                         | ---                 | ---                  |
| Special Education No                       | 152                        | 148                       | 129                 | 87                   | 149                       | 145                 | 97                   |
| No Information Provided                    | 0                          | 0                         | ---                 | ---                  | 0                         | ---                 | ---                  |
| Gifted/Talented Participants               | 16                         | 16                        | 16                  | 100                  | 16                        | 16                  | 100                  |
| Gifted/Talented Nonparticipants            | 166                        | 132                       | 113                 | 86                   | 133                       | 129                 | 97                   |
| No Information Provided                    | 0                          | 0                         | ---                 | ---                  | 0                         | ---                 | ---                  |
| At-Risk Yes                                | 74                         | 59                        | 43                  | 73                   | 60                        | 56                  | 93                   |
| At-Risk No                                 | 108                        | 89                        | 86                  | 97                   | 89                        | 89                  | 100                  |
| No Information Provided                    | 0                          | 0                         | ---                 | ---                  | 0                         | ---                 | ---                  |
| Career/Technical Education Participants    | 147                        | 116                       | 102                 | 88                   | 117                       | 114                 | 97                   |
| Career/Technical Education Nonparticipants | 35                         | 32                        | 27                  | 84                   | 32                        | 31                  | 97                   |
| No Information Provided                    | 0                          | 0                         | ---                 | ---                  | 0                         | ---                 | ---                  |

\* students tested in April plus students in April cohort tested in exit level retests through April 2009



Optional Cumulative Summary Report - All Tests Taken

Report Date: MAY 2009

Date of Testing: APRIL 2009

All Students

|  | April 2008 Cohort          |                           |                     |                      | Cumulative*               |                     |                      |
|--|----------------------------|---------------------------|---------------------|----------------------|---------------------------|---------------------|----------------------|
|  | Answer Documents Submitted | Number of Students Tested | Number Met Standard | Percent Met Standard | Number of Students Tested | Number Met Standard | Percent Met Standard |
| <b>All Students</b>                        | 182                        | 154                       | 110                 | 71                   | 154                       | 142                 | 92                   |
| Male                                       | 92                         | 76                        | 57                  | 75                   | 76                        | 68                  | 89                   |
| Female                                     | 90                         | 78                        | 53                  | 68                   | 78                        | 74                  | 95                   |
| No Information Provided                    | 0                          | 0                         | ---                 | ---                  | 0                         | ---                 | ---                  |
| Native American                            | 3                          | 3                         | ---                 | ---                  | 3                         | ---                 | ---                  |
| Asian                                      | 0                          | 0                         | ---                 | ---                  | 0                         | ---                 | ---                  |
| African American                           | 44                         | 35                        | 17                  | 49                   | 35                        | 32                  | 91                   |
| Hispanic                                   | 5                          | 4                         | ---                 | ---                  | 4                         | ---                 | ---                  |
| White                                      | 130                        | 112                       | 88                  | 79                   | 112                       | 103                 | 92                   |
| No Information Provided                    | 0                          | 0                         | ---                 | ---                  | 0                         | ---                 | ---                  |
| Economically Disadvantaged Yes             | 64                         | 47                        | 23                  | 49                   | 47                        | 39                  | 83                   |
| Economically Disadvantaged No              | 118                        | 107                       | 87                  | 81                   | 107                       | 103                 | 96                   |
| No Information Provided                    | 0                          | 0                         | ---                 | ---                  | 0                         | ---                 | ---                  |
| Title I, Part A Participants               | 0                          | 0                         | ---                 | ---                  | 0                         | ---                 | ---                  |
| Title I, Part A Nonparticipants            | 182                        | 154                       | 110                 | 71                   | 154                       | 142                 | 92                   |
| No Information Provided                    | 0                          | 0                         | ---                 | ---                  | 0                         | ---                 | ---                  |
| Migrant Yes                                | 0                          | 0                         | ---                 | ---                  | 0                         | ---                 | ---                  |
| Migrant No                                 | 182                        | 154                       | 110                 | 71                   | 154                       | 142                 | 92                   |
| No Information Provided                    | 0                          | 0                         | ---                 | ---                  | 0                         | ---                 | ---                  |
| LEP Current LEP                            | 0                          | 0                         | ---                 | ---                  | 0                         | ---                 | ---                  |
| LEP Non-LEP (Monitored 1st Year)           | 0                          | 0                         | ---                 | ---                  | 0                         | ---                 | ---                  |
| LEP Non-LEP (Monitored 2nd Year)           | 0                          | 0                         | ---                 | ---                  | 0                         | ---                 | ---                  |
| LEP Other Non-LEP                          | 182                        | 154                       | 110                 | 71                   | 154                       | 142                 | 92                   |
| No Information Provided                    | 0                          | 0                         | ---                 | ---                  | 0                         | ---                 | ---                  |
| Bilingual Participants                     | 0                          | 0                         | ---                 | ---                  | 0                         | ---                 | ---                  |
| Bilingual Nonparticipants                  | 182                        | 154                       | 110                 | 71                   | 154                       | 142                 | 92                   |
| No Information Provided                    | 0                          | 0                         | ---                 | ---                  | 0                         | ---                 | ---                  |
| ESL Participants                           | 0                          | 0                         | ---                 | ---                  | 0                         | ---                 | ---                  |
| ESL Nonparticipants                        | 182                        | 154                       | 110                 | 71                   | 154                       | 142                 | 92                   |
| No Information Provided                    | 0                          | 0                         | ---                 | ---                  | 0                         | ---                 | ---                  |
| Special Education Yes                      | 30                         | 3                         | ---                 | ---                  | 3                         | ---                 | ---                  |
| Special Education No                       | 152                        | 151                       | 107                 | 71                   | 151                       | 139                 | 92                   |
| No Information Provided                    | 0                          | 0                         | ---                 | ---                  | 0                         | ---                 | ---                  |
| Gifted/Talented Participants               | 16                         | 16                        | 15                  | 94                   | 16                        | 16                  | 100                  |
| Gifted/Talented Nonparticipants            | 166                        | 138                       | 95                  | 69                   | 138                       | 126                 | 91                   |
| No Information Provided                    | 0                          | 0                         | ---                 | ---                  | 0                         | ---                 | ---                  |
| At-Risk Yes                                | 74                         | 61                        | 28                  | 46                   | 61                        | 51                  | 84                   |
| At-Risk No                                 | 108                        | 93                        | 82                  | 88                   | 93                        | 91                  | 98                   |
| No Information Provided                    | 0                          | 0                         | ---                 | ---                  | 0                         | ---                 | ---                  |
| Career/Technical Education Participants    | 147                        | 121                       | 85                  | 70                   | 121                       | 111                 | 92                   |
| Career/Technical Education Nonparticipants | 35                         | 33                        | 25                  | 76                   | 33                        | 31                  | 94                   |
| No Information Provided                    | 0                          | 0                         | ---                 | ---                  | 0                         | ---                 | ---                  |

\* students tested in April plus students in April cohort tested in exit level retests through April 2009



Optional Cumulative Summary Report - All Four Tests

Report Date: MAY 2009  
Date of Testing: APRIL 2009

All Students

|  | April 2008 Cohort          |                           |                     |                      | Cumulative*               |                     |                      |
|--|----------------------------|---------------------------|---------------------|----------------------|---------------------------|---------------------|----------------------|
|  | Answer Documents Submitted | Number of Students Tested | Number Met Standard | Percent Met Standard | Number of Students Tested | Number Met Standard | Percent Met Standard |
| <b>All Students</b>                            | 182                        | 141                       | 100                 | 71                   | 147                       | 136                 | 93                   |
| Male   | 92                         | 69                        | 52                  | 75                   | 72                        | 64                  | 89                   |
| Female   | 90                         | 72                        | 48                  | 67                   | 75                        | 72                  | 96                   |
| No Information Provided                        | 0                          | 0                         | ---                 | ---                  | 0                         | ---                 | ---                  |
| Native American                                | 3                          | 3                         | ---                 | ---                  | 3                         | ---                 | ---                  |
| Asian  | 0                          | 0                         | ---                 | ---                  | 0                         | ---                 | ---                  |
| African American                               | 44                         | 30                        | 13                  | 43                   | 32                        | 29                  | 91                   |
| Hispanic                                       | 5                          | 4                         | ---                 | ---                  | 4                         | ---                 | ---                  |
| White  | 130                        | 104                       | 82                  | 79                   | 108                       | 100                 | 93                   |
| No Information Provided                        | 0                          | 0                         | ---                 | ---                  | 0                         | ---                 | ---                  |
| Economically Disadvantaged <i>Yes</i>          | 64                         | 44                        | 21                  | 48                   | 46                        | 38                  | 83                   |
| <i>No</i>                                      | 118                        | 97                        | 79                  | 81                   | 101                       | 98                  | 97                   |
| No Information Provided                        | 0                          | 0                         | ---                 | ---                  | 0                         | ---                 | ---                  |
| Title I, Part A <i>Participants</i>            | 0                          | 0                         | ---                 | ---                  | 0                         | ---                 | ---                  |
| <i>Nonparticipants</i>                         | 182                        | 141                       | 100                 | 71                   | 147                       | 136                 | 93                   |
| No Information Provided                        | 0                          | 0                         | ---                 | ---                  | 0                         | ---                 | ---                  |
| Migrant <i>Yes</i>                             | 0                          | 0                         | ---                 | ---                  | 0                         | ---                 | ---                  |
| <i>No</i>                                      | 182                        | 141                       | 100                 | 71                   | 147                       | 136                 | 93                   |
| No Information Provided                        | 0                          | 0                         | ---                 | ---                  | 0                         | ---                 | ---                  |
| LEP <i>Current LEP</i>                         | 0                          | 0                         | ---                 | ---                  | 0                         | ---                 | ---                  |
| <i>Non-LEP (Monitored 1st Year)</i>            | 0                          | 0                         | ---                 | ---                  | 0                         | ---                 | ---                  |
| <i>Non-LEP (Monitored 2nd Year)</i>            | 0                          | 0                         | ---                 | ---                  | 0                         | ---                 | ---                  |
| <i>Other Non-LEP</i>                           | 182                        | 141                       | 100                 | 71                   | 147                       | 136                 | 93                   |
| No Information Provided                        | 0                          | 0                         | ---                 | ---                  | 0                         | ---                 | ---                  |
| Bilingual <i>Participants</i>                  | 0                          | 0                         | ---                 | ---                  | 0                         | ---                 | ---                  |
| <i>Nonparticipants</i>                         | 182                        | 141                       | 100                 | 71                   | 147                       | 136                 | 93                   |
| No Information Provided                        | 0                          | 0                         | ---                 | ---                  | 0                         | ---                 | ---                  |
| ESL <i>Participants</i>                        | 0                          | 0                         | ---                 | ---                  | 0                         | ---                 | ---                  |
| <i>Nonparticipants</i>                         | 182                        | 141                       | 100                 | 71                   | 147                       | 136                 | 93                   |
| No Information Provided                        | 0                          | 0                         | ---                 | ---                  | 0                         | ---                 | ---                  |
| Special Education <i>Yes</i>                   | 30                         | 0                         | ---                 | ---                  | 0                         | ---                 | ---                  |
| <i>No</i>                                      | 152                        | 141                       | 100                 | 71                   | 147                       | 136                 | 93                   |
| No Information Provided                        | 0                          | 0                         | ---                 | ---                  | 0                         | ---                 | ---                  |
| Gifted/Talented <i>Participants</i>            | 16                         | 16                        | 15                  | 94                   | 16                        | 16                  | 100                  |
| <i>Nonparticipants</i>                         | 166                        | 125                       | 85                  | 68                   | 131                       | 120                 | 92                   |
| No Information Provided                        | 0                          | 0                         | ---                 | ---                  | 0                         | ---                 | ---                  |
| At-Risk <i>Yes</i>                             | 74                         | 58                        | 26                  | 45                   | 60                        | 50                  | 83                   |
| <i>No</i>                                      | 108                        | 83                        | 74                  | 89                   | 87                        | 86                  | 99                   |
| No Information Provided                        | 0                          | 0                         | ---                 | ---                  | 0                         | ---                 | ---                  |
| Career/Technical Education <i>Participants</i> | 147                        | 109                       | 76                  | 70                   | 115                       | 106                 | 92                   |
| <i>Nonparticipants</i>                         | 35                         | 32                        | 24                  | 75                   | 32                        | 30                  | 94                   |
| No Information Provided                        | 0                          | 0                         | ---                 | ---                  | 0                         | ---                 | ---                  |

\* students tested in April plus students in April cohort tested in exit level retests through April 2009

**Summary Report - Test Performance**

Report Date: MAY 2009  
Date of Testing: APRIL 2009

**All Students**

"---" = No Data Reported For Fewer Than Five Students

**English Language Arts**

|   | Total Items Tested | Average Items Correct |         |              |     |                       |  |
|---|--------------------|-----------------------|---------|--------------|-----|-----------------------|--|
|   |                    | Number                | Percent |              |     |                       |  |
| 1. Basic Understanding .....                                    | 8                  | ---                   | ---     |              |     |                       |  |
| 2. Literary Elements and Techniques .....                       | 8                  | ---                   | ---     |              |     |                       |  |
| Short Answer Rating (Literary Selection) .....                  | 3                  | ---                   | ---     |              |     |                       |  |
| 3. Analysis and Evaluation .....                                | 12                 | ---                   | ---     |              |     |                       |  |
| Short Answer Rating (Expository Selection) .....                | 3                  | ---                   | ---     |              |     |                       |  |
| Short Answer Rating (Connecting Selections) .....               | 3                  | ---                   | ---     |              |     |                       |  |
| 6. Revising and Editing .....                                   | 20                 | ---                   | ---     |              |     |                       |  |
| 4-5. Written Composition - Effectiveness/Command of Conventions |                    |                       |         |              |     |                       |  |
| Rating  | 0                  | 1                     | 2       | 3            | 4   |                       |  |
| Number  | ---                | ---                   | ---     | ---          | --- |                       |  |
| Percent   | ---                | ---                   | ---     | ---          | --- |                       |  |
| Number of Students Tested                                       |                    | Average Scale Score   |         | Met Standard |     | Commended Performance |  |
| 0   |                    | ---                   |         | ---          |     | ---                   |  |

**Mathematics**

|  | Total Items Tested | Average Items Correct |         |              |  |                       |  |
|--|--------------------|-----------------------|---------|--------------|--|-----------------------|--|
|  |                    | Number                | Percent |              |  |                       |  |
| 1. Functional Relationships .....                    | 5                  | 2.8                   | 56      |              |  |                       |  |
| 2. Properties and Attributes of Functions .....      | 5                  | 2.6                   | 53      |              |  |                       |  |
| 3. Linear Functions .....                            | 5                  | 2.5                   | 49      |              |  |                       |  |
| 4. Linear Equations and Inequalities .....           | 5                  | 3.4                   | 67      |              |  |                       |  |
| 5. Quadratic and Other Nonlinear Functions .....     | 5                  | 3.3                   | 65      |              |  |                       |  |
| 6. Geometric Relationships and Spatial Reasoning ... | 7                  | 3.3                   | 47      |              |  |                       |  |
| 7. Two- and Three-Dimensional Representations .....  | 7                  | 4.8                   | 69      |              |  |                       |  |
| 8. Measurement and Similarity .....                  | 7                  | 3.4                   | 48      |              |  |                       |  |
| 9. Percents/Proportions/Probability/Statistics ..... | 5                  | 2.4                   | 47      |              |  |                       |  |
| 10. Mathematical Processes and Tools .....           | 9                  | 4.4                   | 48      |              |  |                       |  |
| Number of Students Tested                            |                    | Average Scale Score   |         | Met Standard |  | Commended Performance |  |
| 11   |                    | 2087                  |         | 6 55         |  | 0 0                   |  |

**Social Studies**

|  | Total Items Tested | Average Items Correct |         |              |  |                       |  |
|--|--------------------|-----------------------|---------|--------------|--|-----------------------|--|
|  |                    | Number                | Percent |              |  |                       |  |
| 1. Issues and Events in U.S. History .....         | 13                 | ---                   | ---     |              |  |                       |  |
| 2. Geographic Influences on History .....          | 9                  | ---                   | ---     |              |  |                       |  |
| 3. Economic and Social Influences on History ..... | 13                 | ---                   | ---     |              |  |                       |  |
| 4. Political Influences on History .....           | 9                  | ---                   | ---     |              |  |                       |  |
| 5. Critical-Thinking Skills .....                  | 11                 | ---                   | ---     |              |  |                       |  |
| Number of Students Tested                          |                    | Average Scale Score   |         | Met Standard |  | Commended Performance |  |
| 0  |                    | ---                   |         | ---          |  | ---                   |  |

**Science**

|   | Total Items Tested | Average Items Correct |         |              |  |                       |  |
|---|--------------------|-----------------------|---------|--------------|--|-----------------------|--|
|   |                    | Number                | Percent |              |  |                       |  |
| 1. Nature of Science .....                                | 17                 | 7.4                   | 44      |              |  |                       |  |
| 2. Organization of Living Systems .....                   | 8                  | 4.0                   | 50      |              |  |                       |  |
| 3. Interdependence of Organisms and the Environment ..... | 8                  | 4.2                   | 53      |              |  |                       |  |
| 4. Structures and Properties of Matter .....              | 11                 | 6.4                   | 58      |              |  |                       |  |
| 5. Motion, Forces, and Energy .....                       | 11                 | 5.8                   | 53      |              |  |                       |  |
| Number of Students Tested                                 |                    | Average Scale Score   |         | Met Standard |  | Commended Performance |  |
| 5   |                    | 2065                  |         | 2 40         |  | 0 0                   |  |

**Administration Summary**

|   | Number | Percent |
|---|--------|---------|
| Number of Students Tested .....         | 13     | 81      |
| Students Absent from All Tests .....    | 0      | 0       |
| Students Not Tested: ARD Decision ..... | 0      | 0       |
| Other Students Not Tested .....         | 3      | 19      |
| Total Answer Documents Submitted .....  | 16     | 100     |

**Met Standard Summary**

|                                       | Number | Percent |
|---------------------------------------|--------|---------|
| Met STANDARD on All Tests Taken ..... | 7      | 54      |
| Did NOT Meet STANDARD on:             |        |         |
| One Test Only .....                   | 4      | 31      |
| Two Tests Only .....                  | 2      | 15      |
| Three Tests Only .....                | 0      | 0       |
| All Four Tests .....                  | 0      | 0       |

**Commended Performance Summary**

|  | Number | Percent |
|--|--------|---------|
| COMMENDED PERFORMANCE on All Tests Taken ..... | 0      | 0       |
| Did NOT Achieve COMMENDED PERFORMANCE on:      |        |         |
| One Test Only .....                            | 10     | 77      |
| Two Tests Only .....                           | 3      | 23      |
| Three Tests Only .....                         | 0      | 0       |
| All Four Tests .....                           | 0      | 0       |

**Summary Report - Group Performance**

Report Date: MAY 2009  
Date of Testing: APRIL 2009

**All Students**

|   | English Language Arts     |                     |                      |                   | Mathematics               |                     |                      |                   | Social Studies            |                     |                      |                   | Science                   |                     |                      |                   | All Tests Taken           |                      |                   |
|---|---------------------------|---------------------|----------------------|-------------------|---------------------------|---------------------|----------------------|-------------------|---------------------------|---------------------|----------------------|-------------------|---------------------------|---------------------|----------------------|-------------------|---------------------------|----------------------|-------------------|
|   | Number of Students Tested | Average Scale Score | Percent Met Standard | Percent Commended | Number of Students Tested | Average Scale Score | Percent Met Standard | Percent Commended | Number of Students Tested | Average Scale Score | Percent Met Standard | Percent Commended | Number of Students Tested | Average Scale Score | Percent Met Standard | Percent Commended | Number of Students Tested | Percent Met Standard | Percent Commended |
| <b>All Students</b>                     | 0                         | ---                 | ---                  | ---               | 11                        | 2087                | 55                   | 0                 | 0                         | ---                 | ---                  | ---               | 5                         | 2065                | 40                   | 0                 | 13                        | 54                   | 0                 |
| Male                                    | 0                         | ---                 | ---                  | ---               | 7                         | 2129                | 71                   | 0                 | 0                         | ---                 | ---                  | ---               | 1                         | ---                 | ---                  | ---               | 7                         | 57                   | 0                 |
| Female                                  | 0                         | ---                 | ---                  | ---               | 4                         | ---                 | ---                  | ---               | 0                         | ---                 | ---                  | ---               | 4                         | ---                 | ---                  | ---               | 6                         | 50                   | 0                 |
| No Information Provided                 | 0                         | ---                 | ---                  | ---               | 0                         | ---                 | ---                  | ---               | 0                         | ---                 | ---                  | ---               | 0                         | ---                 | ---                  | ---               | 0                         | ---                  | ---               |
| Native American                         | 0                         | ---                 | ---                  | ---               | 0                         | ---                 | ---                  | ---               | 0                         | ---                 | ---                  | ---               | 0                         | ---                 | ---                  | ---               | 0                         | ---                  | ---               |
| Asian                                   | 0                         | ---                 | ---                  | ---               | 0                         | ---                 | ---                  | ---               | 0                         | ---                 | ---                  | ---               | 0                         | ---                 | ---                  | ---               | 0                         | ---                  | ---               |
| African American                        | 0                         | ---                 | ---                  | ---               | 7                         | 2080                | 57                   | 0                 | 0                         | ---                 | ---                  | ---               | 4                         | ---                 | ---                  | ---               | 9                         | 56                   | 0                 |
| Hispanic                                | 0                         | ---                 | ---                  | ---               | 1                         | ---                 | ---                  | ---               | 0                         | ---                 | ---                  | ---               | 0                         | ---                 | ---                  | ---               | 1                         | ---                  | ---               |
| White                                   | 0                         | ---                 | ---                  | ---               | 3                         | ---                 | ---                  | ---               | 0                         | ---                 | ---                  | ---               | 1                         | ---                 | ---                  | ---               | 3                         | ---                  | ---               |
| No Information Provided                 | 0                         | ---                 | ---                  | ---               | 0                         | ---                 | ---                  | ---               | 0                         | ---                 | ---                  | ---               | 0                         | ---                 | ---                  | ---               | 0                         | ---                  | ---               |
| Economically Disadvantaged Yes          | 0                         | ---                 | ---                  | ---               | 7                         | 2041                | 29                   | 0                 | 0                         | ---                 | ---                  | ---               | 4                         | ---                 | ---                  | ---               | 9                         | 44                   | 0                 |
| No                                      | 0                         | ---                 | ---                  | ---               | 4                         | ---                 | ---                  | ---               | 0                         | ---                 | ---                  | ---               | 1                         | ---                 | ---                  | ---               | 4                         | ---                  | ---               |
| No Information Provided                 | 0                         | ---                 | ---                  | ---               | 0                         | ---                 | ---                  | ---               | 0                         | ---                 | ---                  | ---               | 0                         | ---                 | ---                  | ---               | 0                         | ---                  | ---               |
| Title I, Part A Participants            | 0                         | ---                 | ---                  | ---               | 1                         | ---                 | ---                  | ---               | 0                         | ---                 | ---                  | ---               | 0                         | ---                 | ---                  | ---               | 1                         | ---                  | ---               |
| Nonparticipants                         | 0                         | ---                 | ---                  | ---               | 10                        | 2078                | 50                   | 0                 | 0                         | ---                 | ---                  | ---               | 5                         | 2065                | 40                   | 0                 | 12                        | 50                   | 0                 |
| No Information Provided                 | 0                         | ---                 | ---                  | ---               | 0                         | ---                 | ---                  | ---               | 0                         | ---                 | ---                  | ---               | 0                         | ---                 | ---                  | ---               | 0                         | ---                  | ---               |
| Migrant Yes                             | 0                         | ---                 | ---                  | ---               | 0                         | ---                 | ---                  | ---               | 0                         | ---                 | ---                  | ---               | 0                         | ---                 | ---                  | ---               | 0                         | ---                  | ---               |
| No                                      | 0                         | ---                 | ---                  | ---               | 11                        | 2087                | 55                   | 0                 | 0                         | ---                 | ---                  | ---               | 5                         | 2065                | 40                   | 0                 | 13                        | 54                   | 0                 |
| No Information Provided                 | 0                         | ---                 | ---                  | ---               | 0                         | ---                 | ---                  | ---               | 0                         | ---                 | ---                  | ---               | 0                         | ---                 | ---                  | ---               | 0                         | ---                  | ---               |
| LEP Current LEP                         | 0                         | ---                 | ---                  | ---               | 0                         | ---                 | ---                  | ---               | 0                         | ---                 | ---                  | ---               | 0                         | ---                 | ---                  | ---               | 0                         | ---                  | ---               |
| Non-LEP (Monitored 1st Year)            | 0                         | ---                 | ---                  | ---               | 0                         | ---                 | ---                  | ---               | 0                         | ---                 | ---                  | ---               | 0                         | ---                 | ---                  | ---               | 0                         | ---                  | ---               |
| Non-LEP (Monitored 2nd Year)            | 0                         | ---                 | ---                  | ---               | 0                         | ---                 | ---                  | ---               | 0                         | ---                 | ---                  | ---               | 0                         | ---                 | ---                  | ---               | 0                         | ---                  | ---               |
| Other Non-LEP                           | 0                         | ---                 | ---                  | ---               | 11                        | 2087                | 55                   | 0                 | 0                         | ---                 | ---                  | ---               | 5                         | 2065                | 40                   | 0                 | 13                        | 54                   | 0                 |
| No Information Provided                 | 0                         | ---                 | ---                  | ---               | 0                         | ---                 | ---                  | ---               | 0                         | ---                 | ---                  | ---               | 0                         | ---                 | ---                  | ---               | 0                         | ---                  | ---               |
| Bilingual Participants                  | 0                         | ---                 | ---                  | ---               | 0                         | ---                 | ---                  | ---               | 0                         | ---                 | ---                  | ---               | 0                         | ---                 | ---                  | ---               | 0                         | ---                  | ---               |
| Nonparticipants                         | 0                         | ---                 | ---                  | ---               | 11                        | 2087                | 55                   | 0                 | 0                         | ---                 | ---                  | ---               | 5                         | 2065                | 40                   | 0                 | 13                        | 54                   | 0                 |
| No Information Provided                 | 0                         | ---                 | ---                  | ---               | 0                         | ---                 | ---                  | ---               | 0                         | ---                 | ---                  | ---               | 0                         | ---                 | ---                  | ---               | 0                         | ---                  | ---               |
| ESL Participants                        | 0                         | ---                 | ---                  | ---               | 0                         | ---                 | ---                  | ---               | 0                         | ---                 | ---                  | ---               | 0                         | ---                 | ---                  | ---               | 0                         | ---                  | ---               |
| Nonparticipants                         | 0                         | ---                 | ---                  | ---               | 11                        | 2087                | 55                   | 0                 | 0                         | ---                 | ---                  | ---               | 5                         | 2065                | 40                   | 0                 | 13                        | 54                   | 0                 |
| No Information Provided                 | 0                         | ---                 | ---                  | ---               | 0                         | ---                 | ---                  | ---               | 0                         | ---                 | ---                  | ---               | 0                         | ---                 | ---                  | ---               | 0                         | ---                  | ---               |
| Special Education Yes                   | 0                         | ---                 | ---                  | ---               | 0                         | ---                 | ---                  | ---               | 0                         | ---                 | ---                  | ---               | 0                         | ---                 | ---                  | ---               | 0                         | ---                  | ---               |
| No                                      | 0                         | ---                 | ---                  | ---               | 11                        | 2087                | 55                   | 0                 | 0                         | ---                 | ---                  | ---               | 5                         | 2065                | 40                   | 0                 | 13                        | 54                   | 0                 |
| No Information Provided                 | 0                         | ---                 | ---                  | ---               | 0                         | ---                 | ---                  | ---               | 0                         | ---                 | ---                  | ---               | 0                         | ---                 | ---                  | ---               | 0                         | ---                  | ---               |
| Gifted/Talented Participants            | 0                         | ---                 | ---                  | ---               | 0                         | ---                 | ---                  | ---               | 0                         | ---                 | ---                  | ---               | 0                         | ---                 | ---                  | ---               | 0                         | ---                  | ---               |
| Nonparticipants                         | 0                         | ---                 | ---                  | ---               | 11                        | 2087                | 55                   | 0                 | 0                         | ---                 | ---                  | ---               | 5                         | 2065                | 40                   | 0                 | 13                        | 54                   | 0                 |
| No Information Provided                 | 0                         | ---                 | ---                  | ---               | 0                         | ---                 | ---                  | ---               | 0                         | ---                 | ---                  | ---               | 0                         | ---                 | ---                  | ---               | 0                         | ---                  | ---               |
| At-Risk Yes                             | 0                         | ---                 | ---                  | ---               | 8                         | 2085                | 50                   | 0                 | 0                         | ---                 | ---                  | ---               | 4                         | ---                 | ---                  | ---               | 10                        | 50                   | 0                 |
| No                                      | 0                         | ---                 | ---                  | ---               | 3                         | ---                 | ---                  | ---               | 0                         | ---                 | ---                  | ---               | 1                         | ---                 | ---                  | ---               | 3                         | ---                  | ---               |
| No Information Provided                 | 0                         | ---                 | ---                  | ---               | 0                         | ---                 | ---                  | ---               | 0                         | ---                 | ---                  | ---               | 0                         | ---                 | ---                  | ---               | 0                         | ---                  | ---               |
| Career/Technical Education Participants | 0                         | ---                 | ---                  | ---               | 10                        | 2084                | 50                   | 0                 | 0                         | ---                 | ---                  | ---               | 5                         | 2065                | 40                   | 0                 | 12                        | 50                   | 0                 |
| Nonparticipants                         | 0                         | ---                 | ---                  | ---               | 1                         | ---                 | ---                  | ---               | 0                         | ---                 | ---                  | ---               | 0                         | ---                 | ---                  | ---               | 1                         | ---                  | ---               |
| No Information Provided                 | 0                         | ---                 | ---                  | ---               | 0                         | ---                 | ---                  | ---               | 0                         | ---                 | ---                  | ---               | 0                         | ---                 | ---                  | ---               | 0                         | ---                  | ---               |

"---" = No Data Reported For Fewer Than Five Students

**Summary Report - Test Performance**

Report Date: MAY 2009  
Date of Testing: APRIL 2009

**All Students Not in Special Education**

"---" = No Data Reported For Fewer Than Five Students

**English Language Arts**

|   | Total Items Tested | Average Items Correct |         |              |     |                       |  |
|---|--------------------|-----------------------|---------|--------------|-----|-----------------------|--|
|   |                    | Number                | Percent |              |     |                       |  |
| 1. Basic Understanding .....                                    | 8                  | ---                   | ---     |              |     |                       |  |
| 2. Literary Elements and Techniques .....                       | 8                  | ---                   | ---     |              |     |                       |  |
| <i>Short Answer Rating (Literary Selection)</i> .....           | 3                  | ---                   | ---     |              |     |                       |  |
| 3. Analysis and Evaluation .....                                | 12                 | ---                   | ---     |              |     |                       |  |
| <i>Short Answer Rating (Expository Selection)</i> .....         | 3                  | ---                   | ---     |              |     |                       |  |
| <i>Short Answer Rating (Connecting Selections)</i> .....        | 3                  | ---                   | ---     |              |     |                       |  |
| 6. Revising and Editing .....                                   | 20                 | ---                   | ---     |              |     |                       |  |
| 4-5. Written Composition - Effectiveness/Command of Conventions |                    |                       |         |              |     |                       |  |
| Rating  | 0                  | 1                     | 2       | 3            | 4   |                       |  |
| Number  | ---                | ---                   | ---     | ---          | --- |                       |  |
| Percent   | ---                | ---                   | ---     | ---          | --- |                       |  |
| Number of Students Tested                                       |                    | Average Scale Score   |         | Met Standard |     | Commended Performance |  |
| 0   |                    | ---                   |         | ---          |     | ---                   |  |

**Mathematics**

|  | Total Items Tested | Average Items Correct |         |              |  |                       |  |
|--|--------------------|-----------------------|---------|--------------|--|-----------------------|--|
|  |                    | Number                | Percent |              |  |                       |  |
| 1. Functional Relationships .....                    | 5                  | 2.8                   | 56      |              |  |                       |  |
| 2. Properties and Attributes of Functions .....      | 5                  | 2.6                   | 53      |              |  |                       |  |
| 3. Linear Functions .....                            | 5                  | 2.5                   | 49      |              |  |                       |  |
| 4. Linear Equations and Inequalities .....           | 5                  | 3.4                   | 67      |              |  |                       |  |
| 5. Quadratic and Other Nonlinear Functions .....     | 5                  | 3.3                   | 65      |              |  |                       |  |
| 6. Geometric Relationships and Spatial Reasoning ... | 7                  | 3.3                   | 47      |              |  |                       |  |
| 7. Two- and Three-Dimensional Representations .....  | 7                  | 4.8                   | 69      |              |  |                       |  |
| 8. Measurement and Similarity .....                  | 7                  | 3.4                   | 48      |              |  |                       |  |
| 9. Percents/Proportions/Probability/Statistics ..... | 5                  | 2.4                   | 47      |              |  |                       |  |
| 10. Mathematical Processes and Tools .....           | 9                  | 4.4                   | 48      |              |  |                       |  |
| Number of Students Tested                            |                    | Average Scale Score   |         | Met Standard |  | Commended Performance |  |
| 11   |                    | 2087                  |         | 6 55         |  | 0 0                   |  |

**Social Studies**

|  | Total Items Tested | Average Items Correct |         |              |  |                       |  |
|--|--------------------|-----------------------|---------|--------------|--|-----------------------|--|
|  |                    | Number                | Percent |              |  |                       |  |
| 1. Issues and Events in U.S. History .....         | 13                 | ---                   | ---     |              |  |                       |  |
| 2. Geographic Influences on History .....          | 9                  | ---                   | ---     |              |  |                       |  |
| 3. Economic and Social Influences on History ..... | 13                 | ---                   | ---     |              |  |                       |  |
| 4. Political Influences on History .....           | 9                  | ---                   | ---     |              |  |                       |  |
| 5. Critical-Thinking Skills .....                  | 11                 | ---                   | ---     |              |  |                       |  |
| Number of Students Tested                          |                    | Average Scale Score   |         | Met Standard |  | Commended Performance |  |
| 0  |                    | ---                   |         | ---          |  | ---                   |  |

**Science**

|   | Total Items Tested | Average Items Correct |         |              |  |                       |  |
|---|--------------------|-----------------------|---------|--------------|--|-----------------------|--|
|   |                    | Number                | Percent |              |  |                       |  |
| 1. Nature of Science .....                                | 17                 | 7.4                   | 44      |              |  |                       |  |
| 2. Organization of Living Systems .....                   | 8                  | 4.0                   | 50      |              |  |                       |  |
| 3. Interdependence of Organisms and the Environment ..... | 8                  | 4.2                   | 53      |              |  |                       |  |
| 4. Structures and Properties of Matter .....              | 11                 | 6.4                   | 58      |              |  |                       |  |
| 5. Motion, Forces, and Energy .....                       | 11                 | 5.8                   | 53      |              |  |                       |  |
| Number of Students Tested                                 |                    | Average Scale Score   |         | Met Standard |  | Commended Performance |  |
| 5   |                    | 2065                  |         | 2 40         |  | 0 0                   |  |

**Administration Summary**

|  | Number | Percent |
|--|--------|---------|
| Number of Students Tested .....        | 13     | 87      |
| Students Absent from All Tests .....   | 0      | 0       |
| Other Students Not Tested .....        | 2      | 13      |
| Total Answer Documents Submitted ..... | 15     | 100     |

**Met Standard Summary**

|                                       | Number | Percent |
|---------------------------------------|--------|---------|
| Met STANDARD on All Tests Taken ..... | 7      | 54      |
| Did NOT Meet STANDARD on:             |        |         |
| <i>One Test Only</i> .....            | 4      | 31      |
| <i>Two Tests Only</i> .....           | 2      | 15      |
| <i>Three Tests Only</i> .....         | 0      | 0       |
| <i>All Four Tests</i> .....           | 0      | 0       |

**Commended Performance Summary**

|  | Number | Percent |
|--|--------|---------|
| COMMENDED PERFORMANCE on All Tests Taken ..... | 0      | 0       |
| Did NOT Achieve COMMENDED PERFORMANCE on:      |        |         |
| <i>One Test Only</i> .....                     | 10     | 77      |
| <i>Two Tests Only</i> .....                    | 3      | 23      |
| <i>Three Tests Only</i> .....                  | 0      | 0       |
| <i>All Four Tests</i> .....                    | 0      | 0       |

**Summary Report - Group Performance**

Report Date: MAY 2009  
Date of Testing: APRIL 2009

**All Students Not in Special Education**

|   | English Language Arts     |                     |                      |                   | Mathematics               |                     |                      |                   | Social Studies            |                     |                      |                   | Science                   |                     |                      |                   | All Tests Taken           |                      |                   |
|---|---------------------------|---------------------|----------------------|-------------------|---------------------------|---------------------|----------------------|-------------------|---------------------------|---------------------|----------------------|-------------------|---------------------------|---------------------|----------------------|-------------------|---------------------------|----------------------|-------------------|
|   | Number of Students Tested | Average Scale Score | Percent Met Standard | Percent Commended | Number of Students Tested | Average Scale Score | Percent Met Standard | Percent Commended | Number of Students Tested | Average Scale Score | Percent Met Standard | Percent Commended | Number of Students Tested | Average Scale Score | Percent Met Standard | Percent Commended | Number of Students Tested | Percent Met Standard | Percent Commended |
| "---" = No Data Reported For Fewer Than Five Students |                           |                     |                      |                   |                           |                     |                      |                   |                           |                     |                      |                   |                           |                     |                      |                   |                           |                      |                   |
| <b>All Students Not in Special Ed.</b>                | 0                         | ---                 | ---                  | ---               | 11                        | 2087                | 55                   | 0                 | 0                         | ---                 | ---                  | ---               | 5                         | 2065                | 40                   | 0                 | 13                        | 54                   | 0                 |
| Male  | 0                         | ---                 | ---                  | ---               | 7                         | 2129                | 71                   | 0                 | 0                         | ---                 | ---                  | ---               | 1                         | ---                 | ---                  | ---               | 7                         | 57                   | 0                 |
| Female  | 0                         | ---                 | ---                  | ---               | 4                         | ---                 | ---                  | ---               | 0                         | ---                 | ---                  | ---               | 4                         | ---                 | ---                  | ---               | 6                         | 50                   | 0                 |
| No Information Provided                               | 0                         | ---                 | ---                  | ---               | 0                         | ---                 | ---                  | ---               | 0                         | ---                 | ---                  | ---               | 0                         | ---                 | ---                  | ---               | 0                         | ---                  | ---               |
| Native American                                       | 0                         | ---                 | ---                  | ---               | 0                         | ---                 | ---                  | ---               | 0                         | ---                 | ---                  | ---               | 0                         | ---                 | ---                  | ---               | 0                         | ---                  | ---               |
| Asian   | 0                         | ---                 | ---                  | ---               | 0                         | ---                 | ---                  | ---               | 0                         | ---                 | ---                  | ---               | 0                         | ---                 | ---                  | ---               | 0                         | ---                  | ---               |
| African American                                      | 0                         | ---                 | ---                  | ---               | 7                         | 2080                | 57                   | 0                 | 0                         | ---                 | ---                  | ---               | 4                         | ---                 | ---                  | ---               | 9                         | 56                   | 0                 |
| Hispanic  | 0                         | ---                 | ---                  | ---               | 1                         | ---                 | ---                  | ---               | 0                         | ---                 | ---                  | ---               | 0                         | ---                 | ---                  | ---               | 1                         | ---                  | ---               |
| White   | 0                         | ---                 | ---                  | ---               | 3                         | ---                 | ---                  | ---               | 0                         | ---                 | ---                  | ---               | 1                         | ---                 | ---                  | ---               | 3                         | ---                  | ---               |
| No Information Provided                               | 0                         | ---                 | ---                  | ---               | 0                         | ---                 | ---                  | ---               | 0                         | ---                 | ---                  | ---               | 0                         | ---                 | ---                  | ---               | 0                         | ---                  | ---               |
| Economically Disadvantaged Yes                        | 0                         | ---                 | ---                  | ---               | 7                         | 2041                | 29                   | 0                 | 0                         | ---                 | ---                  | ---               | 4                         | ---                 | ---                  | ---               | 9                         | 44                   | 0                 |
| No  | 0                         | ---                 | ---                  | ---               | 4                         | ---                 | ---                  | ---               | 0                         | ---                 | ---                  | ---               | 1                         | ---                 | ---                  | ---               | 4                         | ---                  | ---               |
| No Information Provided                               | 0                         | ---                 | ---                  | ---               | 0                         | ---                 | ---                  | ---               | 0                         | ---                 | ---                  | ---               | 0                         | ---                 | ---                  | ---               | 0                         | ---                  | ---               |
| Title I, Part A Participants                          | 0                         | ---                 | ---                  | ---               | 1                         | ---                 | ---                  | ---               | 0                         | ---                 | ---                  | ---               | 0                         | ---                 | ---                  | ---               | 1                         | ---                  | ---               |
| Nonparticipants                                       | 0                         | ---                 | ---                  | ---               | 10                        | 2078                | 50                   | 0                 | 0                         | ---                 | ---                  | ---               | 5                         | 2065                | 40                   | 0                 | 12                        | 50                   | 0                 |
| No Information Provided                               | 0                         | ---                 | ---                  | ---               | 0                         | ---                 | ---                  | ---               | 0                         | ---                 | ---                  | ---               | 0                         | ---                 | ---                  | ---               | 0                         | ---                  | ---               |
| Migrant Yes   | 0                         | ---                 | ---                  | ---               | 0                         | ---                 | ---                  | ---               | 0                         | ---                 | ---                  | ---               | 0                         | ---                 | ---                  | ---               | 0                         | ---                  | ---               |
| No  | 0                         | ---                 | ---                  | ---               | 11                        | 2087                | 55                   | 0                 | 0                         | ---                 | ---                  | ---               | 5                         | 2065                | 40                   | 0                 | 13                        | 54                   | 0                 |
| No Information Provided                               | 0                         | ---                 | ---                  | ---               | 0                         | ---                 | ---                  | ---               | 0                         | ---                 | ---                  | ---               | 0                         | ---                 | ---                  | ---               | 0                         | ---                  | ---               |
| LEP Current LEP                                       | 0                         | ---                 | ---                  | ---               | 0                         | ---                 | ---                  | ---               | 0                         | ---                 | ---                  | ---               | 0                         | ---                 | ---                  | ---               | 0                         | ---                  | ---               |
| Non-LEP (Monitored 1st Year)                          | 0                         | ---                 | ---                  | ---               | 0                         | ---                 | ---                  | ---               | 0                         | ---                 | ---                  | ---               | 0                         | ---                 | ---                  | ---               | 0                         | ---                  | ---               |
| Non-LEP (Monitored 2nd Year)                          | 0                         | ---                 | ---                  | ---               | 0                         | ---                 | ---                  | ---               | 0                         | ---                 | ---                  | ---               | 0                         | ---                 | ---                  | ---               | 0                         | ---                  | ---               |
| Other Non-LEP   | 0                         | ---                 | ---                  | ---               | 11                        | 2087                | 55                   | 0                 | 0                         | ---                 | ---                  | ---               | 5                         | 2065                | 40                   | 0                 | 13                        | 54                   | 0                 |
| No Information Provided                               | 0                         | ---                 | ---                  | ---               | 0                         | ---                 | ---                  | ---               | 0                         | ---                 | ---                  | ---               | 0                         | ---                 | ---                  | ---               | 0                         | ---                  | ---               |
| Bilingual Participants                                | 0                         | ---                 | ---                  | ---               | 0                         | ---                 | ---                  | ---               | 0                         | ---                 | ---                  | ---               | 0                         | ---                 | ---                  | ---               | 0                         | ---                  | ---               |
| Nonparticipants                                       | 0                         | ---                 | ---                  | ---               | 11                        | 2087                | 55                   | 0                 | 0                         | ---                 | ---                  | ---               | 5                         | 2065                | 40                   | 0                 | 13                        | 54                   | 0                 |
| No Information Provided                               | 0                         | ---                 | ---                  | ---               | 0                         | ---                 | ---                  | ---               | 0                         | ---                 | ---                  | ---               | 0                         | ---                 | ---                  | ---               | 0                         | ---                  | ---               |
| ESL Participants                                      | 0                         | ---                 | ---                  | ---               | 0                         | ---                 | ---                  | ---               | 0                         | ---                 | ---                  | ---               | 0                         | ---                 | ---                  | ---               | 0                         | ---                  | ---               |
| Nonparticipants                                       | 0                         | ---                 | ---                  | ---               | 11                        | 2087                | 55                   | 0                 | 0                         | ---                 | ---                  | ---               | 5                         | 2065                | 40                   | 0                 | 13                        | 54                   | 0                 |
| No Information Provided                               | 0                         | ---                 | ---                  | ---               | 0                         | ---                 | ---                  | ---               | 0                         | ---                 | ---                  | ---               | 0                         | ---                 | ---                  | ---               | 0                         | ---                  | ---               |
| Special Education Yes                                 | 0                         | ---                 | ---                  | ---               | 0                         | ---                 | ---                  | ---               | 0                         | ---                 | ---                  | ---               | 0                         | ---                 | ---                  | ---               | 0                         | ---                  | ---               |
| No  | 0                         | ---                 | ---                  | ---               | 11                        | 2087                | 55                   | 0                 | 0                         | ---                 | ---                  | ---               | 5                         | 2065                | 40                   | 0                 | 13                        | 54                   | 0                 |
| No Information Provided                               | 0                         | ---                 | ---                  | ---               | 0                         | ---                 | ---                  | ---               | 0                         | ---                 | ---                  | ---               | 0                         | ---                 | ---                  | ---               | 0                         | ---                  | ---               |
| Gifted/Talented Participants                          | 0                         | ---                 | ---                  | ---               | 0                         | ---                 | ---                  | ---               | 0                         | ---                 | ---                  | ---               | 0                         | ---                 | ---                  | ---               | 0                         | ---                  | ---               |
| Nonparticipants                                       | 0                         | ---                 | ---                  | ---               | 11                        | 2087                | 55                   | 0                 | 0                         | ---                 | ---                  | ---               | 5                         | 2065                | 40                   | 0                 | 13                        | 54                   | 0                 |
| No Information Provided                               | 0                         | ---                 | ---                  | ---               | 0                         | ---                 | ---                  | ---               | 0                         | ---                 | ---                  | ---               | 0                         | ---                 | ---                  | ---               | 0                         | ---                  | ---               |
| At-Risk Yes   | 0                         | ---                 | ---                  | ---               | 8                         | 2085                | 50                   | 0                 | 0                         | ---                 | ---                  | ---               | 4                         | ---                 | ---                  | ---               | 10                        | 50                   | 0                 |
| No  | 0                         | ---                 | ---                  | ---               | 3                         | ---                 | ---                  | ---               | 0                         | ---                 | ---                  | ---               | 1                         | ---                 | ---                  | ---               | 3                         | ---                  | ---               |
| No Information Provided                               | 0                         | ---                 | ---                  | ---               | 0                         | ---                 | ---                  | ---               | 0                         | ---                 | ---                  | ---               | 0                         | ---                 | ---                  | ---               | 0                         | ---                  | ---               |
| Career/Technical Education Participants               | 0                         | ---                 | ---                  | ---               | 10                        | 2084                | 50                   | 0                 | 0                         | ---                 | ---                  | ---               | 5                         | 2065                | 40                   | 0                 | 12                        | 50                   | 0                 |
| Nonparticipants                                       | 0                         | ---                 | ---                  | ---               | 1                         | ---                 | ---                  | ---               | 0                         | ---                 | ---                  | ---               | 0                         | ---                 | ---                  | ---               | 1                         | ---                  | ---               |
| No Information Provided                               | 0                         | ---                 | ---                  | ---               | 0                         | ---                 | ---                  | ---               | 0                         | ---                 | ---                  | ---               | 0                         | ---                 | ---                  | ---               | 0                         | ---                  | ---               |



## Summary Report - Test Performance

Report Date: MAY 2009  
Date of Testing: APRIL 2009

### Special Education Students

"---" = No Data Reported For  
Fewer Than Five Students

#### English Language Arts

|   | Total<br>Items Tested | Average Items Correct |         |              |     |                       |  |
|---|-----------------------|-----------------------|---------|--------------|-----|-----------------------|--|
|   |                       | Number                | Percent |              |     |                       |  |
| 1. Basic Understanding .....                                    | 8                     | ---                   | ---     |              |     |                       |  |
| 2. Literary Elements and Techniques .....                       | 8                     | ---                   | ---     |              |     |                       |  |
| <i>Short Answer Rating (Literary Selection)</i> .....           | 3                     | ---                   | ---     |              |     |                       |  |
| 3. Analysis and Evaluation .....                                | 12                    | ---                   | ---     |              |     |                       |  |
| <i>Short Answer Rating (Expository Selection)</i> .....         | 3                     | ---                   | ---     |              |     |                       |  |
| <i>Short Answer Rating (Connecting Selections)</i> .....        | 3                     | ---                   | ---     |              |     |                       |  |
| 6. Revising and Editing .....                                   | 20                    | ---                   | ---     |              |     |                       |  |
| 4-5. Written Composition - Effectiveness/Command of Conventions |                       |                       |         |              |     |                       |  |
| <i>Rating</i>   | 0                     | 1                     | 2       | 3            | 4   |                       |  |
| <i>Number</i>   | ---                   | ---                   | ---     | ---          | --- |                       |  |
| <i>Percent</i>  | ---                   | ---                   | ---     | ---          | --- |                       |  |
| Number of Students Tested                                       |                       | Average Scale Score   |         | Met Standard |     | Commended Performance |  |
| 0   |                       | ---                   |         | ---          |     | ---                   |  |

#### Mathematics

|  | Total<br>Items Tested | Average Items Correct |         |              |  |                       |  |
|--|-----------------------|-----------------------|---------|--------------|--|-----------------------|--|
|  |                       | Number                | Percent |              |  |                       |  |
| 1. Functional Relationships .....                    | 5                     | ---                   | ---     |              |  |                       |  |
| 2. Properties and Attributes of Functions .....      | 5                     | ---                   | ---     |              |  |                       |  |
| 3. Linear Functions .....                            | 5                     | ---                   | ---     |              |  |                       |  |
| 4. Linear Equations and Inequalities .....           | 5                     | ---                   | ---     |              |  |                       |  |
| 5. Quadratic and Other Nonlinear Functions .....     | 5                     | ---                   | ---     |              |  |                       |  |
| 6. Geometric Relationships and Spatial Reasoning ... | 7                     | ---                   | ---     |              |  |                       |  |
| 7. Two- and Three-Dimensional Representations .....  | 7                     | ---                   | ---     |              |  |                       |  |
| 8. Measurement and Similarity .....                  | 7                     | ---                   | ---     |              |  |                       |  |
| 9. Percents/Proportions/Probability/Statistics ..... | 5                     | ---                   | ---     |              |  |                       |  |
| 10. Mathematical Processes and Tools .....           | 9                     | ---                   | ---     |              |  |                       |  |
| Number of Students Tested                            |                       | Average Scale Score   |         | Met Standard |  | Commended Performance |  |
| 0  |                       | ---                   |         | ---          |  | ---                   |  |

#### Social Studies

|  | Total<br>Items Tested | Average Items Correct |         |              |  |                       |  |
|--|-----------------------|-----------------------|---------|--------------|--|-----------------------|--|
|  |                       | Number                | Percent |              |  |                       |  |
| 1. Issues and Events in U.S. History .....         | 13                    | ---                   | ---     |              |  |                       |  |
| 2. Geographic Influences on History .....          | 9                     | ---                   | ---     |              |  |                       |  |
| 3. Economic and Social Influences on History ..... | 13                    | ---                   | ---     |              |  |                       |  |
| 4. Political Influences on History .....           | 9                     | ---                   | ---     |              |  |                       |  |
| 5. Critical-Thinking Skills .....                  | 11                    | ---                   | ---     |              |  |                       |  |
| Number of Students Tested                          |                       | Average Scale Score   |         | Met Standard |  | Commended Performance |  |
| 0  |                       | ---                   |         | ---          |  | ---                   |  |

#### Science

|  | Total<br>Items Tested | Average Items Correct |         |              |  |                       |  |
|--|-----------------------|-----------------------|---------|--------------|--|-----------------------|--|
|  |                       | Number                | Percent |              |  |                       |  |
| 1. Nature of Science .....                                   | 17                    | ---                   | ---     |              |  |                       |  |
| 2. Organization of Living Systems .....                      | 8                     | ---                   | ---     |              |  |                       |  |
| 3. Interdependence of Organisms and<br>the Environment ..... | 8                     | ---                   | ---     |              |  |                       |  |
| 4. Structures and Properties of Matter .....                 | 11                    | ---                   | ---     |              |  |                       |  |
| 5. Motion, Forces, and Energy .....                          | 11                    | ---                   | ---     |              |  |                       |  |
| Number of Students Tested                                    |                       | Average Scale Score   |         | Met Standard |  | Commended Performance |  |
| 0  |                       | ---                   |         | ---          |  | ---                   |  |

#### Administration Summary

|   | Number | Percent |
|---|--------|---------|
| Number of Students Tested .....         | 0      | 0       |
| Students Absent from All Tests .....    | 0      | 0       |
| Students Not Tested: ARD Decision ..... | 0      | 0       |
| Other Students Not Tested .....         | 1      | 100     |
| Total Answer Documents Submitted .....  | 1      | 100     |

#### Met Standard Summary

|  | Number | Percent |
|--|--------|---------|
| Met STANDARD<br>on All Tests Taken ..... | ---    | ---     |
| Did NOT Meet STANDARD on:                |        |         |
| <i>One Test Only</i> .....               | ---    | ---     |
| <i>Two Tests Only</i> .....              | ---    | ---     |
| <i>Three Tests Only</i> .....            | ---    | ---     |
| <i>All Four Tests</i> .....              | ---    | ---     |

#### Commended Performance Summary

|   | Number | Percent |
|---|--------|---------|
| COMMENDED PERFORMANCE<br>on All Tests Taken ..... | ---    | ---     |
| Did NOT Achieve COMMENDED PERFORMANCE on:         |        |         |
| <i>One Test Only</i> .....                        | ---    | ---     |
| <i>Two Tests Only</i> .....                       | ---    | ---     |
| <i>Three Tests Only</i> .....                     | ---    | ---     |
| <i>All Four Tests</i> .....                       | ---    | ---     |

**Summary Report - Group Performance**

Report Date: MAY 2009  
Date of Testing: APRIL 2009

**Special Education Students**

|   | English Language Arts     |                     |                      |                   | Mathematics               |                     |                      |                   | Social Studies            |                     |                      |                   | Science                   |                     |                      |                   | All Tests Taken           |                      |                   |
|---|---------------------------|---------------------|----------------------|-------------------|---------------------------|---------------------|----------------------|-------------------|---------------------------|---------------------|----------------------|-------------------|---------------------------|---------------------|----------------------|-------------------|---------------------------|----------------------|-------------------|
|   | Number of Students Tested | Average Scale Score | Percent Met Standard | Percent Commended | Number of Students Tested | Average Scale Score | Percent Met Standard | Percent Commended | Number of Students Tested | Average Scale Score | Percent Met Standard | Percent Commended | Number of Students Tested | Average Scale Score | Percent Met Standard | Percent Commended | Number of Students Tested | Percent Met Standard | Percent Commended |
| "---" = No Data Reported For Fewer Than Five Students |                           |                     |                      |                   |                           |                     |                      |                   |                           |                     |                      |                   |                           |                     |                      |                   |                           |                      |                   |
| <b>All Special Education Students</b>                 | 0                         | ---                 | ---                  | ---               | 0                         | ---                 | ---                  | ---               | 0                         | ---                 | ---                  | ---               | 0                         | ---                 | ---                  | ---               | 0                         | ---                  | ---               |
| Male  | 0                         | ---                 | ---                  | ---               | 0                         | ---                 | ---                  | ---               | 0                         | ---                 | ---                  | ---               | 0                         | ---                 | ---                  | ---               | 0                         | ---                  | ---               |
| Female  | 0                         | ---                 | ---                  | ---               | 0                         | ---                 | ---                  | ---               | 0                         | ---                 | ---                  | ---               | 0                         | ---                 | ---                  | ---               | 0                         | ---                  | ---               |
| No Information Provided                               | 0                         | ---                 | ---                  | ---               | 0                         | ---                 | ---                  | ---               | 0                         | ---                 | ---                  | ---               | 0                         | ---                 | ---                  | ---               | 0                         | ---                  | ---               |
| Native American                                       | 0                         | ---                 | ---                  | ---               | 0                         | ---                 | ---                  | ---               | 0                         | ---                 | ---                  | ---               | 0                         | ---                 | ---                  | ---               | 0                         | ---                  | ---               |
| Asian   | 0                         | ---                 | ---                  | ---               | 0                         | ---                 | ---                  | ---               | 0                         | ---                 | ---                  | ---               | 0                         | ---                 | ---                  | ---               | 0                         | ---                  | ---               |
| African American                                      | 0                         | ---                 | ---                  | ---               | 0                         | ---                 | ---                  | ---               | 0                         | ---                 | ---                  | ---               | 0                         | ---                 | ---                  | ---               | 0                         | ---                  | ---               |
| Hispanic  | 0                         | ---                 | ---                  | ---               | 0                         | ---                 | ---                  | ---               | 0                         | ---                 | ---                  | ---               | 0                         | ---                 | ---                  | ---               | 0                         | ---                  | ---               |
| White   | 0                         | ---                 | ---                  | ---               | 0                         | ---                 | ---                  | ---               | 0                         | ---                 | ---                  | ---               | 0                         | ---                 | ---                  | ---               | 0                         | ---                  | ---               |
| No Information Provided                               | 0                         | ---                 | ---                  | ---               | 0                         | ---                 | ---                  | ---               | 0                         | ---                 | ---                  | ---               | 0                         | ---                 | ---                  | ---               | 0                         | ---                  | ---               |
| Economically Disadvantaged Yes                        | 0                         | ---                 | ---                  | ---               | 0                         | ---                 | ---                  | ---               | 0                         | ---                 | ---                  | ---               | 0                         | ---                 | ---                  | ---               | 0                         | ---                  | ---               |
| No  | 0                         | ---                 | ---                  | ---               | 0                         | ---                 | ---                  | ---               | 0                         | ---                 | ---                  | ---               | 0                         | ---                 | ---                  | ---               | 0                         | ---                  | ---               |
| No Information Provided                               | 0                         | ---                 | ---                  | ---               | 0                         | ---                 | ---                  | ---               | 0                         | ---                 | ---                  | ---               | 0                         | ---                 | ---                  | ---               | 0                         | ---                  | ---               |
| Title I, Part A Participants                          | 0                         | ---                 | ---                  | ---               | 0                         | ---                 | ---                  | ---               | 0                         | ---                 | ---                  | ---               | 0                         | ---                 | ---                  | ---               | 0                         | ---                  | ---               |
| Nonparticipants                                       | 0                         | ---                 | ---                  | ---               | 0                         | ---                 | ---                  | ---               | 0                         | ---                 | ---                  | ---               | 0                         | ---                 | ---                  | ---               | 0                         | ---                  | ---               |
| No Information Provided                               | 0                         | ---                 | ---                  | ---               | 0                         | ---                 | ---                  | ---               | 0                         | ---                 | ---                  | ---               | 0                         | ---                 | ---                  | ---               | 0                         | ---                  | ---               |
| Migrant Yes   | 0                         | ---                 | ---                  | ---               | 0                         | ---                 | ---                  | ---               | 0                         | ---                 | ---                  | ---               | 0                         | ---                 | ---                  | ---               | 0                         | ---                  | ---               |
| No  | 0                         | ---                 | ---                  | ---               | 0                         | ---                 | ---                  | ---               | 0                         | ---                 | ---                  | ---               | 0                         | ---                 | ---                  | ---               | 0                         | ---                  | ---               |
| No Information Provided                               | 0                         | ---                 | ---                  | ---               | 0                         | ---                 | ---                  | ---               | 0                         | ---                 | ---                  | ---               | 0                         | ---                 | ---                  | ---               | 0                         | ---                  | ---               |
| LEP Current LEP                                       | 0                         | ---                 | ---                  | ---               | 0                         | ---                 | ---                  | ---               | 0                         | ---                 | ---                  | ---               | 0                         | ---                 | ---                  | ---               | 0                         | ---                  | ---               |
| Non-LEP (Monitored 1st Year)                          | 0                         | ---                 | ---                  | ---               | 0                         | ---                 | ---                  | ---               | 0                         | ---                 | ---                  | ---               | 0                         | ---                 | ---                  | ---               | 0                         | ---                  | ---               |
| Non-LEP (Monitored 2nd Year)                          | 0                         | ---                 | ---                  | ---               | 0                         | ---                 | ---                  | ---               | 0                         | ---                 | ---                  | ---               | 0                         | ---                 | ---                  | ---               | 0                         | ---                  | ---               |
| Other Non-LEP   | 0                         | ---                 | ---                  | ---               | 0                         | ---                 | ---                  | ---               | 0                         | ---                 | ---                  | ---               | 0                         | ---                 | ---                  | ---               | 0                         | ---                  | ---               |
| No Information Provided                               | 0                         | ---                 | ---                  | ---               | 0                         | ---                 | ---                  | ---               | 0                         | ---                 | ---                  | ---               | 0                         | ---                 | ---                  | ---               | 0                         | ---                  | ---               |
| Bilingual Participants                                | 0                         | ---                 | ---                  | ---               | 0                         | ---                 | ---                  | ---               | 0                         | ---                 | ---                  | ---               | 0                         | ---                 | ---                  | ---               | 0                         | ---                  | ---               |
| Nonparticipants                                       | 0                         | ---                 | ---                  | ---               | 0                         | ---                 | ---                  | ---               | 0                         | ---                 | ---                  | ---               | 0                         | ---                 | ---                  | ---               | 0                         | ---                  | ---               |
| No Information Provided                               | 0                         | ---                 | ---                  | ---               | 0                         | ---                 | ---                  | ---               | 0                         | ---                 | ---                  | ---               | 0                         | ---                 | ---                  | ---               | 0                         | ---                  | ---               |
| ESL Participants                                      | 0                         | ---                 | ---                  | ---               | 0                         | ---                 | ---                  | ---               | 0                         | ---                 | ---                  | ---               | 0                         | ---                 | ---                  | ---               | 0                         | ---                  | ---               |
| Nonparticipants                                       | 0                         | ---                 | ---                  | ---               | 0                         | ---                 | ---                  | ---               | 0                         | ---                 | ---                  | ---               | 0                         | ---                 | ---                  | ---               | 0                         | ---                  | ---               |
| No Information Provided                               | 0                         | ---                 | ---                  | ---               | 0                         | ---                 | ---                  | ---               | 0                         | ---                 | ---                  | ---               | 0                         | ---                 | ---                  | ---               | 0                         | ---                  | ---               |
| Special Education Yes                                 | 0                         | ---                 | ---                  | ---               | 0                         | ---                 | ---                  | ---               | 0                         | ---                 | ---                  | ---               | 0                         | ---                 | ---                  | ---               | 0                         | ---                  | ---               |
| No  | 0                         | ---                 | ---                  | ---               | 0                         | ---                 | ---                  | ---               | 0                         | ---                 | ---                  | ---               | 0                         | ---                 | ---                  | ---               | 0                         | ---                  | ---               |
| No Information Provided                               | 0                         | ---                 | ---                  | ---               | 0                         | ---                 | ---                  | ---               | 0                         | ---                 | ---                  | ---               | 0                         | ---                 | ---                  | ---               | 0                         | ---                  | ---               |
| Gifted/Talented Participants                          | 0                         | ---                 | ---                  | ---               | 0                         | ---                 | ---                  | ---               | 0                         | ---                 | ---                  | ---               | 0                         | ---                 | ---                  | ---               | 0                         | ---                  | ---               |
| Nonparticipants                                       | 0                         | ---                 | ---                  | ---               | 0                         | ---                 | ---                  | ---               | 0                         | ---                 | ---                  | ---               | 0                         | ---                 | ---                  | ---               | 0                         | ---                  | ---               |
| No Information Provided                               | 0                         | ---                 | ---                  | ---               | 0                         | ---                 | ---                  | ---               | 0                         | ---                 | ---                  | ---               | 0                         | ---                 | ---                  | ---               | 0                         | ---                  | ---               |
| At-Risk Yes   | 0                         | ---                 | ---                  | ---               | 0                         | ---                 | ---                  | ---               | 0                         | ---                 | ---                  | ---               | 0                         | ---                 | ---                  | ---               | 0                         | ---                  | ---               |
| No  | 0                         | ---                 | ---                  | ---               | 0                         | ---                 | ---                  | ---               | 0                         | ---                 | ---                  | ---               | 0                         | ---                 | ---                  | ---               | 0                         | ---                  | ---               |
| No Information Provided                               | 0                         | ---                 | ---                  | ---               | 0                         | ---                 | ---                  | ---               | 0                         | ---                 | ---                  | ---               | 0                         | ---                 | ---                  | ---               | 0                         | ---                  | ---               |
| Career/Technical Education Participants               | 0                         | ---                 | ---                  | ---               | 0                         | ---                 | ---                  | ---               | 0                         | ---                 | ---                  | ---               | 0                         | ---                 | ---                  | ---               | 0                         | ---                  | ---               |
| Nonparticipants                                       | 0                         | ---                 | ---                  | ---               | 0                         | ---                 | ---                  | ---               | 0                         | ---                 | ---                  | ---               | 0                         | ---                 | ---                  | ---               | 0                         | ---                  | ---               |
| No Information Provided                               | 0                         | ---                 | ---                  | ---               | 0                         | ---                 | ---                  | ---               | 0                         | ---                 | ---                  | ---               | 0                         | ---                 | ---                  | ---               | 0                         | ---                  | ---               |

## Optional Summary Report - Test Performance

Report Date: MAY 2009  
Date of Testing: APRIL 2009

### Limited English Proficient Students

"---" = No Data Reported For Fewer Than Five Students

#### English Language Arts

|   | Total Items Tested | Average Items Correct |         |              |     |                       |  |
|---|--------------------|-----------------------|---------|--------------|-----|-----------------------|--|
|   |                    | Number                | Percent |              |     |                       |  |
| 1. Basic Understanding .....                                    | 8                  | ---                   | ---     |              |     |                       |  |
| 2. Literary Elements and Techniques .....                       | 8                  | ---                   | ---     |              |     |                       |  |
| Short Answer Rating (Literary Selection) .....                  | 3                  | ---                   | ---     |              |     |                       |  |
| 3. Analysis and Evaluation .....                                | 12                 | ---                   | ---     |              |     |                       |  |
| Short Answer Rating (Expository Selection) .....                | 3                  | ---                   | ---     |              |     |                       |  |
| Short Answer Rating (Connecting Selections) .....               | 3                  | ---                   | ---     |              |     |                       |  |
| 6. Revising and Editing .....                                   | 20                 | ---                   | ---     |              |     |                       |  |
| 4-5. Written Composition - Effectiveness/Command of Conventions |                    |                       |         |              |     |                       |  |
| Rating  | 0                  | 1                     | 2       | 3            | 4   |                       |  |
| Number  | ---                | ---                   | ---     | ---          | --- |                       |  |
| Percent   | ---                | ---                   | ---     | ---          | --- |                       |  |
| Number of Students Tested                                       |                    | Average Scale Score   |         | Met Standard |     | Commended Performance |  |
| 0   |                    | ---                   |         | ---          |     | ---                   |  |

#### Mathematics

|  | Total Items Tested | Average Items Correct |         |              |  |                       |  |
|--|--------------------|-----------------------|---------|--------------|--|-----------------------|--|
|  |                    | Number                | Percent |              |  |                       |  |
| 1. Functional Relationships .....                      | 5                  | ---                   | ---     |              |  |                       |  |
| 2. Properties and Attributes of Functions .....        | 5                  | ---                   | ---     |              |  |                       |  |
| 3. Linear Functions .....                              | 5                  | ---                   | ---     |              |  |                       |  |
| 4. Linear Equations and Inequalities .....             | 5                  | ---                   | ---     |              |  |                       |  |
| 5. Quadratic and Other Nonlinear Functions .....       | 5                  | ---                   | ---     |              |  |                       |  |
| 6. Geometric Relationships and Spatial Reasoning ..... | 7                  | ---                   | ---     |              |  |                       |  |
| 7. Two- and Three-Dimensional Representations .....    | 7                  | ---                   | ---     |              |  |                       |  |
| 8. Measurement and Similarity .....                    | 7                  | ---                   | ---     |              |  |                       |  |
| 9. Percents/Proportions/Probability/Statistics .....   | 5                  | ---                   | ---     |              |  |                       |  |
| 10. Mathematical Processes and Tools .....             | 9                  | ---                   | ---     |              |  |                       |  |
| Number of Students Tested                              |                    | Average Scale Score   |         | Met Standard |  | Commended Performance |  |
| 0  |                    | ---                   |         | ---          |  | ---                   |  |

#### Social Studies

|  | Total Items Tested | Average Items Correct |         |              |  |                       |  |
|--|--------------------|-----------------------|---------|--------------|--|-----------------------|--|
|  |                    | Number                | Percent |              |  |                       |  |
| 1. Issues and Events in U.S. History .....         | 13                 | ---                   | ---     |              |  |                       |  |
| 2. Geographic Influences on History .....          | 9                  | ---                   | ---     |              |  |                       |  |
| 3. Economic and Social Influences on History ..... | 13                 | ---                   | ---     |              |  |                       |  |
| 4. Political Influences on History .....           | 9                  | ---                   | ---     |              |  |                       |  |
| 5. Critical-Thinking Skills .....                  | 11                 | ---                   | ---     |              |  |                       |  |
| Number of Students Tested                          |                    | Average Scale Score   |         | Met Standard |  | Commended Performance |  |
| 0  |                    | ---                   |         | ---          |  | ---                   |  |

#### Science

|   | Total Items Tested | Average Items Correct |         |              |  |                       |  |
|---|--------------------|-----------------------|---------|--------------|--|-----------------------|--|
|   |                    | Number                | Percent |              |  |                       |  |
| 1. Nature of Science .....                                | 17                 | ---                   | ---     |              |  |                       |  |
| 2. Organization of Living Systems .....                   | 8                  | ---                   | ---     |              |  |                       |  |
| 3. Interdependence of Organisms and the Environment ..... | 8                  | ---                   | ---     |              |  |                       |  |
| 4. Structures and Properties of Matter .....              | 11                 | ---                   | ---     |              |  |                       |  |
| 5. Motion, Forces, and Energy .....                       | 11                 | ---                   | ---     |              |  |                       |  |
| Number of Students Tested                                 |                    | Average Scale Score   |         | Met Standard |  | Commended Performance |  |
| 0   |                    | ---                   |         | ---          |  | ---                   |  |

#### Administration Summary

|   | Number | Percent |
|---|--------|---------|
| Number of Students Tested .....         | 0      | 0       |
| Students Absent from All Tests .....    | 0      | 0       |
| Students Not Tested: ARD Decision ..... | 0      | 0       |
| Other Students Not Tested .....         | 0      | 0       |
| Total Answer Documents Submitted .....  | 0      | 0       |

#### Met Standard Summary

|                                       | Number | Percent |
|---------------------------------------|--------|---------|
| Met STANDARD on All Tests Taken ..... | ---    | ---     |
| Did NOT Meet STANDARD on:             |        |         |
| One Test Only .....                   | ---    | ---     |
| Two Tests Only .....                  | ---    | ---     |
| Three Tests Only .....                | ---    | ---     |
| All Four Tests .....                  | ---    | ---     |

#### Commended Performance Summary

|  | Number | Percent |
|--|--------|---------|
| COMMENDED PERFORMANCE on All Tests Taken ..... | ---    | ---     |
| Did NOT Achieve COMMENDED PERFORMANCE on:      |        |         |
| One Test Only .....                            | ---    | ---     |
| Two Tests Only .....                           | ---    | ---     |
| Three Tests Only .....                         | ---    | ---     |
| All Four Tests .....                           | ---    | ---     |

**Limited English Proficient Students**

|   | English Language Arts     |                     |                      |                   | Mathematics               |                     |                      |                   | Social Studies            |                     |                      |                   | Science                   |                     |                      |                   | All Tests Taken           |                      |                   |
|---|---------------------------|---------------------|----------------------|-------------------|---------------------------|---------------------|----------------------|-------------------|---------------------------|---------------------|----------------------|-------------------|---------------------------|---------------------|----------------------|-------------------|---------------------------|----------------------|-------------------|
|   | Number of Students Tested | Average Scale Score | Percent Met Standard | Percent Commended | Number of Students Tested | Average Scale Score | Percent Met Standard | Percent Commended | Number of Students Tested | Average Scale Score | Percent Met Standard | Percent Commended | Number of Students Tested | Average Scale Score | Percent Met Standard | Percent Commended | Number of Students Tested | Percent Met Standard | Percent Commended |
| "---" = No Data Reported For Fewer Than Five Students |                           |                     |                      |                   |                           |                     |                      |                   |                           |                     |                      |                   |                           |                     |                      |                   |                           |                      |                   |
| <b>All Limited Eng. Prof. Students</b>                | 0                         | ---                 | ---                  | ---               | 0                         | ---                 | ---                  | ---               | 0                         | ---                 | ---                  | ---               | 0                         | ---                 | ---                  | ---               | 0                         | ---                  | ---               |
| Male  | 0                         | ---                 | ---                  | ---               | 0                         | ---                 | ---                  | ---               | 0                         | ---                 | ---                  | ---               | 0                         | ---                 | ---                  | ---               | 0                         | ---                  | ---               |
| Female  | 0                         | ---                 | ---                  | ---               | 0                         | ---                 | ---                  | ---               | 0                         | ---                 | ---                  | ---               | 0                         | ---                 | ---                  | ---               | 0                         | ---                  | ---               |
| No Information Provided                               | 0                         | ---                 | ---                  | ---               | 0                         | ---                 | ---                  | ---               | 0                         | ---                 | ---                  | ---               | 0                         | ---                 | ---                  | ---               | 0                         | ---                  | ---               |
| Native American                                       | 0                         | ---                 | ---                  | ---               | 0                         | ---                 | ---                  | ---               | 0                         | ---                 | ---                  | ---               | 0                         | ---                 | ---                  | ---               | 0                         | ---                  | ---               |
| Asian   | 0                         | ---                 | ---                  | ---               | 0                         | ---                 | ---                  | ---               | 0                         | ---                 | ---                  | ---               | 0                         | ---                 | ---                  | ---               | 0                         | ---                  | ---               |
| African American                                      | 0                         | ---                 | ---                  | ---               | 0                         | ---                 | ---                  | ---               | 0                         | ---                 | ---                  | ---               | 0                         | ---                 | ---                  | ---               | 0                         | ---                  | ---               |
| Hispanic  | 0                         | ---                 | ---                  | ---               | 0                         | ---                 | ---                  | ---               | 0                         | ---                 | ---                  | ---               | 0                         | ---                 | ---                  | ---               | 0                         | ---                  | ---               |
| White   | 0                         | ---                 | ---                  | ---               | 0                         | ---                 | ---                  | ---               | 0                         | ---                 | ---                  | ---               | 0                         | ---                 | ---                  | ---               | 0                         | ---                  | ---               |
| No Information Provided                               | 0                         | ---                 | ---                  | ---               | 0                         | ---                 | ---                  | ---               | 0                         | ---                 | ---                  | ---               | 0                         | ---                 | ---                  | ---               | 0                         | ---                  | ---               |
| Economically Disadvantaged Yes                        | 0                         | ---                 | ---                  | ---               | 0                         | ---                 | ---                  | ---               | 0                         | ---                 | ---                  | ---               | 0                         | ---                 | ---                  | ---               | 0                         | ---                  | ---               |
| No  | 0                         | ---                 | ---                  | ---               | 0                         | ---                 | ---                  | ---               | 0                         | ---                 | ---                  | ---               | 0                         | ---                 | ---                  | ---               | 0                         | ---                  | ---               |
| No Information Provided                               | 0                         | ---                 | ---                  | ---               | 0                         | ---                 | ---                  | ---               | 0                         | ---                 | ---                  | ---               | 0                         | ---                 | ---                  | ---               | 0                         | ---                  | ---               |
| Title I, Part A Participants                          | 0                         | ---                 | ---                  | ---               | 0                         | ---                 | ---                  | ---               | 0                         | ---                 | ---                  | ---               | 0                         | ---                 | ---                  | ---               | 0                         | ---                  | ---               |
| Nonparticipants                                       | 0                         | ---                 | ---                  | ---               | 0                         | ---                 | ---                  | ---               | 0                         | ---                 | ---                  | ---               | 0                         | ---                 | ---                  | ---               | 0                         | ---                  | ---               |
| No Information Provided                               | 0                         | ---                 | ---                  | ---               | 0                         | ---                 | ---                  | ---               | 0                         | ---                 | ---                  | ---               | 0                         | ---                 | ---                  | ---               | 0                         | ---                  | ---               |
| Migrant Yes   | 0                         | ---                 | ---                  | ---               | 0                         | ---                 | ---                  | ---               | 0                         | ---                 | ---                  | ---               | 0                         | ---                 | ---                  | ---               | 0                         | ---                  | ---               |
| No  | 0                         | ---                 | ---                  | ---               | 0                         | ---                 | ---                  | ---               | 0                         | ---                 | ---                  | ---               | 0                         | ---                 | ---                  | ---               | 0                         | ---                  | ---               |
| No Information Provided                               | 0                         | ---                 | ---                  | ---               | 0                         | ---                 | ---                  | ---               | 0                         | ---                 | ---                  | ---               | 0                         | ---                 | ---                  | ---               | 0                         | ---                  | ---               |
| LEP Current LEP                                       | 0                         | ---                 | ---                  | ---               | 0                         | ---                 | ---                  | ---               | 0                         | ---                 | ---                  | ---               | 0                         | ---                 | ---                  | ---               | 0                         | ---                  | ---               |
| Non-LEP (Monitored 1st Year)                          | 0                         | ---                 | ---                  | ---               | 0                         | ---                 | ---                  | ---               | 0                         | ---                 | ---                  | ---               | 0                         | ---                 | ---                  | ---               | 0                         | ---                  | ---               |
| Non-LEP (Monitored 2nd Year)                          | 0                         | ---                 | ---                  | ---               | 0                         | ---                 | ---                  | ---               | 0                         | ---                 | ---                  | ---               | 0                         | ---                 | ---                  | ---               | 0                         | ---                  | ---               |
| Other Non-LEP   | 0                         | ---                 | ---                  | ---               | 0                         | ---                 | ---                  | ---               | 0                         | ---                 | ---                  | ---               | 0                         | ---                 | ---                  | ---               | 0                         | ---                  | ---               |
| No Information Provided                               | 0                         | ---                 | ---                  | ---               | 0                         | ---                 | ---                  | ---               | 0                         | ---                 | ---                  | ---               | 0                         | ---                 | ---                  | ---               | 0                         | ---                  | ---               |
| Bilingual Participants                                | 0                         | ---                 | ---                  | ---               | 0                         | ---                 | ---                  | ---               | 0                         | ---                 | ---                  | ---               | 0                         | ---                 | ---                  | ---               | 0                         | ---                  | ---               |
| Nonparticipants                                       | 0                         | ---                 | ---                  | ---               | 0                         | ---                 | ---                  | ---               | 0                         | ---                 | ---                  | ---               | 0                         | ---                 | ---                  | ---               | 0                         | ---                  | ---               |
| No Information Provided                               | 0                         | ---                 | ---                  | ---               | 0                         | ---                 | ---                  | ---               | 0                         | ---                 | ---                  | ---               | 0                         | ---                 | ---                  | ---               | 0                         | ---                  | ---               |
| ESL Participants                                      | 0                         | ---                 | ---                  | ---               | 0                         | ---                 | ---                  | ---               | 0                         | ---                 | ---                  | ---               | 0                         | ---                 | ---                  | ---               | 0                         | ---                  | ---               |
| Nonparticipants                                       | 0                         | ---                 | ---                  | ---               | 0                         | ---                 | ---                  | ---               | 0                         | ---                 | ---                  | ---               | 0                         | ---                 | ---                  | ---               | 0                         | ---                  | ---               |
| No Information Provided                               | 0                         | ---                 | ---                  | ---               | 0                         | ---                 | ---                  | ---               | 0                         | ---                 | ---                  | ---               | 0                         | ---                 | ---                  | ---               | 0                         | ---                  | ---               |
| Special Education Yes                                 | 0                         | ---                 | ---                  | ---               | 0                         | ---                 | ---                  | ---               | 0                         | ---                 | ---                  | ---               | 0                         | ---                 | ---                  | ---               | 0                         | ---                  | ---               |
| No  | 0                         | ---                 | ---                  | ---               | 0                         | ---                 | ---                  | ---               | 0                         | ---                 | ---                  | ---               | 0                         | ---                 | ---                  | ---               | 0                         | ---                  | ---               |
| No Information Provided                               | 0                         | ---                 | ---                  | ---               | 0                         | ---                 | ---                  | ---               | 0                         | ---                 | ---                  | ---               | 0                         | ---                 | ---                  | ---               | 0                         | ---                  | ---               |
| Gifted/Talented Participants                          | 0                         | ---                 | ---                  | ---               | 0                         | ---                 | ---                  | ---               | 0                         | ---                 | ---                  | ---               | 0                         | ---                 | ---                  | ---               | 0                         | ---                  | ---               |
| Nonparticipants                                       | 0                         | ---                 | ---                  | ---               | 0                         | ---                 | ---                  | ---               | 0                         | ---                 | ---                  | ---               | 0                         | ---                 | ---                  | ---               | 0                         | ---                  | ---               |
| No Information Provided                               | 0                         | ---                 | ---                  | ---               | 0                         | ---                 | ---                  | ---               | 0                         | ---                 | ---                  | ---               | 0                         | ---                 | ---                  | ---               | 0                         | ---                  | ---               |
| At-Risk Yes   | 0                         | ---                 | ---                  | ---               | 0                         | ---                 | ---                  | ---               | 0                         | ---                 | ---                  | ---               | 0                         | ---                 | ---                  | ---               | 0                         | ---                  | ---               |
| No  | 0                         | ---                 | ---                  | ---               | 0                         | ---                 | ---                  | ---               | 0                         | ---                 | ---                  | ---               | 0                         | ---                 | ---                  | ---               | 0                         | ---                  | ---               |
| No Information Provided                               | 0                         | ---                 | ---                  | ---               | 0                         | ---                 | ---                  | ---               | 0                         | ---                 | ---                  | ---               | 0                         | ---                 | ---                  | ---               | 0                         | ---                  | ---               |
| Career/Technical Education Participants               | 0                         | ---                 | ---                  | ---               | 0                         | ---                 | ---                  | ---               | 0                         | ---                 | ---                  | ---               | 0                         | ---                 | ---                  | ---               | 0                         | ---                  | ---               |
| Nonparticipants                                       | 0                         | ---                 | ---                  | ---               | 0                         | ---                 | ---                  | ---               | 0                         | ---                 | ---                  | ---               | 0                         | ---                 | ---                  | ---               | 0                         | ---                  | ---               |
| No Information Provided                               | 0                         | ---                 | ---                  | ---               | 0                         | ---                 | ---                  | ---               | 0                         | ---                 | ---                  | ---               | 0                         | ---                 | ---                  | ---               | 0                         | ---                  | ---               |

## Optional Summary Report - Test Performance

Report Date: MAY 2009  
Date of Testing: APRIL 2009

### Non-Limited English Proficient Students

"---" = No Data Reported For Fewer Than Five Students

#### English Language Arts

|   | Total Items Tested | Average Items Correct |         |              |     |                       |  |
|---|--------------------|-----------------------|---------|--------------|-----|-----------------------|--|
|   |                    | Number                | Percent |              |     |                       |  |
| 1. Basic Understanding .....                                    | 8                  | ---                   | ---     |              |     |                       |  |
| 2. Literary Elements and Techniques .....                       | 8                  | ---                   | ---     |              |     |                       |  |
| Short Answer Rating (Literary Selection) .....                  | 3                  | ---                   | ---     |              |     |                       |  |
| 3. Analysis and Evaluation .....                                | 12                 | ---                   | ---     |              |     |                       |  |
| Short Answer Rating (Expository Selection) .....                | 3                  | ---                   | ---     |              |     |                       |  |
| Short Answer Rating (Connecting Selections) .....               | 3                  | ---                   | ---     |              |     |                       |  |
| 6. Revising and Editing .....                                   | 20                 | ---                   | ---     |              |     |                       |  |
| 4-5. Written Composition - Effectiveness/Command of Conventions |                    |                       |         |              |     |                       |  |
| Rating  | 0                  | 1                     | 2       | 3            | 4   |                       |  |
| Number  | ---                | ---                   | ---     | ---          | --- |                       |  |
| Percent   | ---                | ---                   | ---     | ---          | --- |                       |  |
| Number of Students Tested                                       |                    | Average Scale Score   |         | Met Standard |     | Commended Performance |  |
| 0   |                    | ---                   |         | ---          |     | ---                   |  |

#### Mathematics

|  | Total Items Tested | Average Items Correct |         |              |  |                       |  |
|--|--------------------|-----------------------|---------|--------------|--|-----------------------|--|
|  |                    | Number                | Percent |              |  |                       |  |
| 1. Functional Relationships .....                    | 5                  | 2.8                   | 56      |              |  |                       |  |
| 2. Properties and Attributes of Functions .....      | 5                  | 2.6                   | 53      |              |  |                       |  |
| 3. Linear Functions .....                            | 5                  | 2.5                   | 49      |              |  |                       |  |
| 4. Linear Equations and Inequalities .....           | 5                  | 3.4                   | 67      |              |  |                       |  |
| 5. Quadratic and Other Nonlinear Functions .....     | 5                  | 3.3                   | 65      |              |  |                       |  |
| 6. Geometric Relationships and Spatial Reasoning ... | 7                  | 3.3                   | 47      |              |  |                       |  |
| 7. Two- and Three-Dimensional Representations .....  | 7                  | 4.8                   | 69      |              |  |                       |  |
| 8. Measurement and Similarity .....                  | 7                  | 3.4                   | 48      |              |  |                       |  |
| 9. Percents/Proportions/Probability/Statistics ..... | 5                  | 2.4                   | 47      |              |  |                       |  |
| 10. Mathematical Processes and Tools .....           | 9                  | 4.4                   | 48      |              |  |                       |  |
| Number of Students Tested                            |                    | Average Scale Score   |         | Met Standard |  | Commended Performance |  |
| 11   |                    | 2087                  |         | 6 55         |  | 0 0                   |  |

#### Social Studies

|  | Total Items Tested | Average Items Correct |         |              |  |                       |  |
|--|--------------------|-----------------------|---------|--------------|--|-----------------------|--|
|  |                    | Number                | Percent |              |  |                       |  |
| 1. Issues and Events in U.S. History .....         | 13                 | ---                   | ---     |              |  |                       |  |
| 2. Geographic Influences on History .....          | 9                  | ---                   | ---     |              |  |                       |  |
| 3. Economic and Social Influences on History ..... | 13                 | ---                   | ---     |              |  |                       |  |
| 4. Political Influences on History .....           | 9                  | ---                   | ---     |              |  |                       |  |
| 5. Critical-Thinking Skills .....                  | 11                 | ---                   | ---     |              |  |                       |  |
| Number of Students Tested                          |                    | Average Scale Score   |         | Met Standard |  | Commended Performance |  |
| 0  |                    | ---                   |         | ---          |  | ---                   |  |

#### Science

|   | Total Items Tested | Average Items Correct |         |              |  |                       |  |
|---|--------------------|-----------------------|---------|--------------|--|-----------------------|--|
|   |                    | Number                | Percent |              |  |                       |  |
| 1. Nature of Science .....                                | 17                 | 7.4                   | 44      |              |  |                       |  |
| 2. Organization of Living Systems .....                   | 8                  | 4.0                   | 50      |              |  |                       |  |
| 3. Interdependence of Organisms and the Environment ..... | 8                  | 4.2                   | 53      |              |  |                       |  |
| 4. Structures and Properties of Matter .....              | 11                 | 6.4                   | 58      |              |  |                       |  |
| 5. Motion, Forces, and Energy .....                       | 11                 | 5.8                   | 53      |              |  |                       |  |
| Number of Students Tested                                 |                    | Average Scale Score   |         | Met Standard |  | Commended Performance |  |
| 5   |                    | 2065                  |         | 2 40         |  | 0 0                   |  |

#### Administration Summary

|   | Number | Percent |
|---|--------|---------|
| Number of Students Tested .....         | 13     | 81      |
| Students Absent from All Tests .....    | 0      | 0       |
| Students Not Tested: ARD Decision ..... | 0      | 0       |
| Other Students Not Tested .....         | 3      | 19      |
| Total Answer Documents Submitted .....  | 16     | 100     |

#### Met Standard Summary

|                                       | Number | Percent |
|---------------------------------------|--------|---------|
| Met STANDARD on All Tests Taken ..... | 7      | 54      |
| Did NOT Meet STANDARD on:             |        |         |
| One Test Only .....                   | 4      | 31      |
| Two Tests Only .....                  | 2      | 15      |
| Three Tests Only .....                | 0      | 0       |
| All Four Tests .....                  | 0      | 0       |

#### Commended Performance Summary

|  | Number | Percent |
|--|--------|---------|
| COMMENDED PERFORMANCE on All Tests Taken ..... | 0      | 0       |
| Did NOT Achieve COMMENDED PERFORMANCE on:      |        |         |
| One Test Only .....                            | 10     | 77      |
| Two Tests Only .....                           | 3      | 23      |
| Three Tests Only .....                         | 0      | 0       |
| All Four Tests .....                           | 0      | 0       |

**Non-Limited English Proficient Students**

|   | English Language Arts     |                     |                      |                   | Mathematics               |                     |                      |                   | Social Studies            |                     |                      |                   | Science                   |                     |                      |                   | All Tests Taken           |                      |                   |
|---|---------------------------|---------------------|----------------------|-------------------|---------------------------|---------------------|----------------------|-------------------|---------------------------|---------------------|----------------------|-------------------|---------------------------|---------------------|----------------------|-------------------|---------------------------|----------------------|-------------------|
|   | Number of Students Tested | Average Scale Score | Percent Met Standard | Percent Commended | Number of Students Tested | Average Scale Score | Percent Met Standard | Percent Commended | Number of Students Tested | Average Scale Score | Percent Met Standard | Percent Commended | Number of Students Tested | Average Scale Score | Percent Met Standard | Percent Commended | Number of Students Tested | Percent Met Standard | Percent Commended |
| "---" = No Data Reported For Fewer Than Five Students |                           |                     |                      |                   |                           |                     |                      |                   |                           |                     |                      |                   |                           |                     |                      |                   |                           |                      |                   |
| <b>All Non-Limited Eng. Prof. Stud</b>                | 0                         | ---                 | ---                  | ---               | 11                        | 2087                | 55                   | 0                 | 0                         | ---                 | ---                  | ---               | 5                         | 2065                | 40                   | 0                 | 13                        | 54                   | 0                 |
| Male  | 0                         | ---                 | ---                  | ---               | 7                         | 2129                | 71                   | 0                 | 0                         | ---                 | ---                  | ---               | 1                         | ---                 | ---                  | ---               | 7                         | 57                   | 0                 |
| Female  | 0                         | ---                 | ---                  | ---               | 4                         | ---                 | ---                  | ---               | 0                         | ---                 | ---                  | ---               | 4                         | ---                 | ---                  | ---               | 6                         | 50                   | 0                 |
| No Information Provided                               | 0                         | ---                 | ---                  | ---               | 0                         | ---                 | ---                  | ---               | 0                         | ---                 | ---                  | ---               | 0                         | ---                 | ---                  | ---               | 0                         | ---                  | ---               |
| Native American                                       | 0                         | ---                 | ---                  | ---               | 0                         | ---                 | ---                  | ---               | 0                         | ---                 | ---                  | ---               | 0                         | ---                 | ---                  | ---               | 0                         | ---                  | ---               |
| Asian   | 0                         | ---                 | ---                  | ---               | 0                         | ---                 | ---                  | ---               | 0                         | ---                 | ---                  | ---               | 0                         | ---                 | ---                  | ---               | 0                         | ---                  | ---               |
| African American                                      | 0                         | ---                 | ---                  | ---               | 7                         | 2080                | 57                   | 0                 | 0                         | ---                 | ---                  | ---               | 4                         | ---                 | ---                  | ---               | 9                         | 56                   | 0                 |
| Hispanic  | 0                         | ---                 | ---                  | ---               | 1                         | ---                 | ---                  | ---               | 0                         | ---                 | ---                  | ---               | 0                         | ---                 | ---                  | ---               | 1                         | ---                  | ---               |
| White   | 0                         | ---                 | ---                  | ---               | 3                         | ---                 | ---                  | ---               | 0                         | ---                 | ---                  | ---               | 1                         | ---                 | ---                  | ---               | 3                         | ---                  | ---               |
| No Information Provided                               | 0                         | ---                 | ---                  | ---               | 0                         | ---                 | ---                  | ---               | 0                         | ---                 | ---                  | ---               | 0                         | ---                 | ---                  | ---               | 0                         | ---                  | ---               |
| Economically Disadvantaged Yes                        | 0                         | ---                 | ---                  | ---               | 7                         | 2041                | 29                   | 0                 | 0                         | ---                 | ---                  | ---               | 4                         | ---                 | ---                  | ---               | 9                         | 44                   | 0                 |
| No  | 0                         | ---                 | ---                  | ---               | 4                         | ---                 | ---                  | ---               | 0                         | ---                 | ---                  | ---               | 1                         | ---                 | ---                  | ---               | 4                         | ---                  | ---               |
| No Information Provided                               | 0                         | ---                 | ---                  | ---               | 0                         | ---                 | ---                  | ---               | 0                         | ---                 | ---                  | ---               | 0                         | ---                 | ---                  | ---               | 0                         | ---                  | ---               |
| Title I, Part A Participants                          | 0                         | ---                 | ---                  | ---               | 1                         | ---                 | ---                  | ---               | 0                         | ---                 | ---                  | ---               | 0                         | ---                 | ---                  | ---               | 1                         | ---                  | ---               |
| Nonparticipants                                       | 0                         | ---                 | ---                  | ---               | 10                        | 2078                | 50                   | 0                 | 0                         | ---                 | ---                  | ---               | 5                         | 2065                | 40                   | 0                 | 12                        | 50                   | 0                 |
| No Information Provided                               | 0                         | ---                 | ---                  | ---               | 0                         | ---                 | ---                  | ---               | 0                         | ---                 | ---                  | ---               | 0                         | ---                 | ---                  | ---               | 0                         | ---                  | ---               |
| Migrant Yes   | 0                         | ---                 | ---                  | ---               | 0                         | ---                 | ---                  | ---               | 0                         | ---                 | ---                  | ---               | 0                         | ---                 | ---                  | ---               | 0                         | ---                  | ---               |
| No  | 0                         | ---                 | ---                  | ---               | 11                        | 2087                | 55                   | 0                 | 0                         | ---                 | ---                  | ---               | 5                         | 2065                | 40                   | 0                 | 13                        | 54                   | 0                 |
| No Information Provided                               | 0                         | ---                 | ---                  | ---               | 0                         | ---                 | ---                  | ---               | 0                         | ---                 | ---                  | ---               | 0                         | ---                 | ---                  | ---               | 0                         | ---                  | ---               |
| LEP Current LEP                                       | 0                         | ---                 | ---                  | ---               | 0                         | ---                 | ---                  | ---               | 0                         | ---                 | ---                  | ---               | 0                         | ---                 | ---                  | ---               | 0                         | ---                  | ---               |
| Non-LEP (Monitored 1st Year)                          | 0                         | ---                 | ---                  | ---               | 0                         | ---                 | ---                  | ---               | 0                         | ---                 | ---                  | ---               | 0                         | ---                 | ---                  | ---               | 0                         | ---                  | ---               |
| Non-LEP (Monitored 2nd Year)                          | 0                         | ---                 | ---                  | ---               | 0                         | ---                 | ---                  | ---               | 0                         | ---                 | ---                  | ---               | 0                         | ---                 | ---                  | ---               | 0                         | ---                  | ---               |
| Other Non-LEP   | 0                         | ---                 | ---                  | ---               | 11                        | 2087                | 55                   | 0                 | 0                         | ---                 | ---                  | ---               | 5                         | 2065                | 40                   | 0                 | 13                        | 54                   | 0                 |
| No Information Provided                               | 0                         | ---                 | ---                  | ---               | 0                         | ---                 | ---                  | ---               | 0                         | ---                 | ---                  | ---               | 0                         | ---                 | ---                  | ---               | 0                         | ---                  | ---               |
| Bilingual Participants                                | 0                         | ---                 | ---                  | ---               | 0                         | ---                 | ---                  | ---               | 0                         | ---                 | ---                  | ---               | 0                         | ---                 | ---                  | ---               | 0                         | ---                  | ---               |
| Nonparticipants                                       | 0                         | ---                 | ---                  | ---               | 11                        | 2087                | 55                   | 0                 | 0                         | ---                 | ---                  | ---               | 5                         | 2065                | 40                   | 0                 | 13                        | 54                   | 0                 |
| No Information Provided                               | 0                         | ---                 | ---                  | ---               | 0                         | ---                 | ---                  | ---               | 0                         | ---                 | ---                  | ---               | 0                         | ---                 | ---                  | ---               | 0                         | ---                  | ---               |
| ESL Participants                                      | 0                         | ---                 | ---                  | ---               | 0                         | ---                 | ---                  | ---               | 0                         | ---                 | ---                  | ---               | 0                         | ---                 | ---                  | ---               | 0                         | ---                  | ---               |
| Nonparticipants                                       | 0                         | ---                 | ---                  | ---               | 11                        | 2087                | 55                   | 0                 | 0                         | ---                 | ---                  | ---               | 5                         | 2065                | 40                   | 0                 | 13                        | 54                   | 0                 |
| No Information Provided                               | 0                         | ---                 | ---                  | ---               | 0                         | ---                 | ---                  | ---               | 0                         | ---                 | ---                  | ---               | 0                         | ---                 | ---                  | ---               | 0                         | ---                  | ---               |
| Special Education Yes                                 | 0                         | ---                 | ---                  | ---               | 0                         | ---                 | ---                  | ---               | 0                         | ---                 | ---                  | ---               | 0                         | ---                 | ---                  | ---               | 0                         | ---                  | ---               |
| No  | 0                         | ---                 | ---                  | ---               | 11                        | 2087                | 55                   | 0                 | 0                         | ---                 | ---                  | ---               | 5                         | 2065                | 40                   | 0                 | 13                        | 54                   | 0                 |
| No Information Provided                               | 0                         | ---                 | ---                  | ---               | 0                         | ---                 | ---                  | ---               | 0                         | ---                 | ---                  | ---               | 0                         | ---                 | ---                  | ---               | 0                         | ---                  | ---               |
| Gifted/Talented Participants                          | 0                         | ---                 | ---                  | ---               | 0                         | ---                 | ---                  | ---               | 0                         | ---                 | ---                  | ---               | 0                         | ---                 | ---                  | ---               | 0                         | ---                  | ---               |
| Nonparticipants                                       | 0                         | ---                 | ---                  | ---               | 11                        | 2087                | 55                   | 0                 | 0                         | ---                 | ---                  | ---               | 5                         | 2065                | 40                   | 0                 | 13                        | 54                   | 0                 |
| No Information Provided                               | 0                         | ---                 | ---                  | ---               | 0                         | ---                 | ---                  | ---               | 0                         | ---                 | ---                  | ---               | 0                         | ---                 | ---                  | ---               | 0                         | ---                  | ---               |
| At-Risk Yes   | 0                         | ---                 | ---                  | ---               | 8                         | 2085                | 50                   | 0                 | 0                         | ---                 | ---                  | ---               | 4                         | ---                 | ---                  | ---               | 10                        | 50                   | 0                 |
| No  | 0                         | ---                 | ---                  | ---               | 3                         | ---                 | ---                  | ---               | 0                         | ---                 | ---                  | ---               | 1                         | ---                 | ---                  | ---               | 3                         | ---                  | ---               |
| No Information Provided                               | 0                         | ---                 | ---                  | ---               | 0                         | ---                 | ---                  | ---               | 0                         | ---                 | ---                  | ---               | 0                         | ---                 | ---                  | ---               | 0                         | ---                  | ---               |
| Career/Technical Education Participants               | 0                         | ---                 | ---                  | ---               | 10                        | 2084                | 50                   | 0                 | 0                         | ---                 | ---                  | ---               | 5                         | 2065                | 40                   | 0                 | 12                        | 50                   | 0                 |
| Nonparticipants                                       | 0                         | ---                 | ---                  | ---               | 1                         | ---                 | ---                  | ---               | 0                         | ---                 | ---                  | ---               | 0                         | ---                 | ---                  | ---               | 1                         | ---                  | ---               |
| No Information Provided                               | 0                         | ---                 | ---                  | ---               | 0                         | ---                 | ---                  | ---               | 0                         | ---                 | ---                  | ---               | 0                         | ---                 | ---                  | ---               | 0                         | ---                  | ---               |



### All Students

|  | Number of Students Tested | Average Scale Score | Percent Met Standard | Percent Commented Performance | Percent Met THE/CB Standard for Higher Education Readiness | Results for Each Objective               |                                  |  |                         |  |   | All Tests Taken           |                      |                               |
|--|---------------------------|---------------------|----------------------|-------------------------------|--|--|----------------------------------|--|-------------------------|--|---|---------------------------|----------------------|-------------------------------|
|  |                           |                     |                      |                               |  | 1  | 2                                | 3  |                         |  | 6   | Number of Students Tested | Percent Met Standard | Percent Commented Performance |
|  |                           |                     |                      |                               |  | Basic Understanding                      | Literary Elements and Techniques | Short Answer Rating (Literary Selection) | Analysis and Evaluation | Short Answer Rating (Expository Selection) | Short Answer Rating (Connecting Selections) |                           |                      |                               |
|  |                           |                     |                      |                               |  | Number of Items Tested in Each Objective |                                  |  |                         |  |   |                           |                      |                               |
|  |                           |                     |                      |                               |  | 8  | 8                                | 3  | 12                      | 3  | 3   | 20                        |                      |                               |
| Average Number of Items Correct / Average Percent of Items Correct |                           |                     |                      |                               |  |  |                                  |  |                         |  |   |                           |                      |                               |
| All Students   | 0                         | ---                 | ---                  | ---                           | ---  | ---                                      | ---                              | ---                                      | ---                     | ---  | 13  | 54                        | 0                    |                               |
| Male   | 0                         | ---                 | ---                  | ---                           | ---  | ---                                      | ---                              | ---                                      | ---                     | ---  | 7   | 57                        | 0                    |                               |
| Female   | 0                         | ---                 | ---                  | ---                           | ---  | ---                                      | ---                              | ---                                      | ---                     | ---  | 6   | 50                        | 0                    |                               |
| No Information Provided  | 0                         | ---                 | ---                  | ---                           | ---  | ---                                      | ---                              | ---                                      | ---                     | ---  | 0   | ---                       | ---                  |                               |
| Native American  | 0                         | ---                 | ---                  | ---                           | ---  | ---                                      | ---                              | ---                                      | ---                     | ---  | 0   | ---                       | ---                  |                               |
| Asian  | 0                         | ---                 | ---                  | ---                           | ---  | ---                                      | ---                              | ---                                      | ---                     | ---  | 0   | ---                       | ---                  |                               |
| African American   | 0                         | ---                 | ---                  | ---                           | ---  | ---                                      | ---                              | ---                                      | ---                     | ---  | 9   | 56                        | 0                    |                               |
| Hispanic   | 0                         | ---                 | ---                  | ---                           | ---  | ---                                      | ---                              | ---                                      | ---                     | ---  | 1   | ---                       | ---                  |                               |
| White  | 0                         | ---                 | ---                  | ---                           | ---  | ---                                      | ---                              | ---                                      | ---                     | ---  | 3   | ---                       | ---                  |                               |
| No Information Provided  | 0                         | ---                 | ---                  | ---                           | ---  | ---                                      | ---                              | ---                                      | ---                     | ---  | 0   | ---                       | ---                  |                               |
| Economically Disadvantaged   | 0                         | ---                 | ---                  | ---                           | ---  | ---                                      | ---                              | ---                                      | ---                     | ---  | 7   | 43                        | 0                    |                               |
| Free Meals   | 0                         | ---                 | ---                  | ---                           | ---  | ---                                      | ---                              | ---                                      | ---                     | ---  | 2   | ---                       | ---                  |                               |
| Reduced Meals  | 0                         | ---                 | ---                  | ---                           | ---  | ---                                      | ---                              | ---                                      | ---                     | ---  | 0   | ---                       | ---                  |                               |
| Other  | 0                         | ---                 | ---                  | ---                           | ---  | ---                                      | ---                              | ---                                      | ---                     | ---  | 4   | ---                       | ---                  |                               |
| No Information Provided  | 0                         | ---                 | ---                  | ---                           | ---  | ---                                      | ---                              | ---                                      | ---                     | ---  | 0   | ---                       | ---                  |                               |
| Title I, Part A Schoolwide Program Participants                    | 0                         | ---                 | ---                  | ---                           | ---  | ---                                      | ---                              | ---                                      | ---                     | ---  | 1   | ---                       | ---                  |                               |
| Targeted Assistance Participants                                   | 0                         | ---                 | ---                  | ---                           | ---  | ---                                      | ---                              | ---                                      | ---                     | ---  | 0   | ---                       | ---                  |                               |
| Nonparticipants (Previous Participants)                            | 0                         | ---                 | ---                  | ---                           | ---  | ---                                      | ---                              | ---                                      | ---                     | ---  | 0   | ---                       | ---                  |                               |
| Homeless Participants at Non-Title I Schools                       | 0                         | ---                 | ---                  | ---                           | ---  | ---                                      | ---                              | ---                                      | ---                     | ---  | 0   | ---                       | ---                  |                               |
| Nonparticipants (Not Previous Participants)                        | 0                         | ---                 | ---                  | ---                           | ---  | ---                                      | ---                              | ---                                      | ---                     | ---  | 12  | 50                        | 0                    |                               |
| No Information Provided  | 0                         | ---                 | ---                  | ---                           | ---  | ---                                      | ---                              | ---                                      | ---                     | ---  | 0   | ---                       | ---                  |                               |
| Migrant  | 0                         | ---                 | ---                  | ---                           | ---  | ---                                      | ---                              | ---                                      | ---                     | ---  | 0   | ---                       | ---                  |                               |
| Yes  | 0                         | ---                 | ---                  | ---                           | ---  | ---                                      | ---                              | ---                                      | ---                     | ---  | 13  | 54                        | 0                    |                               |
| No   | 0                         | ---                 | ---                  | ---                           | ---  | ---                                      | ---                              | ---                                      | ---                     | ---  | 0   | ---                       | ---                  |                               |
| No Information Provided  | 0                         | ---                 | ---                  | ---                           | ---  | ---                                      | ---                              | ---                                      | ---                     | ---  | 0   | ---                       | ---                  |                               |
| Limited English Proficient   | 0                         | ---                 | ---                  | ---                           | ---  | ---                                      | ---                              | ---                                      | ---                     | ---  | 0   | ---                       | ---                  |                               |
| Current LEP  | 0                         | ---                 | ---                  | ---                           | ---  | ---                                      | ---                              | ---                                      | ---                     | ---  | 0   | ---                       | ---                  |                               |
| Non-LEP (Monitored 1st Year)                                       | 0                         | ---                 | ---                  | ---                           | ---  | ---                                      | ---                              | ---                                      | ---                     | ---  | 0   | ---                       | ---                  |                               |
| Non-LEP (Monitored 2nd Year)                                       | 0                         | ---                 | ---                  | ---                           | ---  | ---                                      | ---                              | ---                                      | ---                     | ---  | 0   | ---                       | ---                  |                               |
| Other Non-LEP  | 0                         | ---                 | ---                  | ---                           | ---  | ---                                      | ---                              | ---                                      | ---                     | ---  | 13  | 54                        | 0                    |                               |
| No Information Provided  | 0                         | ---                 | ---                  | ---                           | ---  | ---                                      | ---                              | ---                                      | ---                     | ---  | 0   | ---                       | ---                  |                               |
| Bilingual/ESL Program  | 0                         | ---                 | ---                  | ---                           | ---  | ---                                      | ---                              | ---                                      | ---                     | ---  | 0   | ---                       | ---                  |                               |
| Bilingual  | 0                         | ---                 | ---                  | ---                           | ---  | ---                                      | ---                              | ---                                      | ---                     | ---  | 0   | ---                       | ---                  |                               |
| ESL  | 0                         | ---                 | ---                  | ---                           | ---  | ---                                      | ---                              | ---                                      | ---                     | ---  | 0   | ---                       | ---                  |                               |
| Neither  | 0                         | ---                 | ---                  | ---                           | ---  | ---                                      | ---                              | ---                                      | ---                     | ---  | 13  | 54                        | 0                    |                               |
| No Information Provided  | 0                         | ---                 | ---                  | ---                           | ---  | ---                                      | ---                              | ---                                      | ---                     | ---  | 0   | ---                       | ---                  |                               |
| Special Education  | 0                         | ---                 | ---                  | ---                           | ---  | ---                                      | ---                              | ---                                      | ---                     | ---  | 0   | ---                       | ---                  |                               |
| Yes  | 0                         | ---                 | ---                  | ---                           | ---  | ---                                      | ---                              | ---                                      | ---                     | ---  | 13  | 54                        | 0                    |                               |
| No   | 0                         | ---                 | ---                  | ---                           | ---  | ---                                      | ---                              | ---                                      | ---                     | ---  | 0   | ---                       | ---                  |                               |
| No Information Provided  | 0                         | ---                 | ---                  | ---                           | ---  | ---                                      | ---                              | ---                                      | ---                     | ---  | 0   | ---                       | ---                  |                               |
| Gifted/Talented  | 0                         | ---                 | ---                  | ---                           | ---  | ---                                      | ---                              | ---                                      | ---                     | ---  | 0   | ---                       | ---                  |                               |
| Participants   | 0                         | ---                 | ---                  | ---                           | ---  | ---                                      | ---                              | ---                                      | ---                     | ---  | 13  | 54                        | 0                    |                               |
| Nonparticipants  | 0                         | ---                 | ---                  | ---                           | ---  | ---                                      | ---                              | ---                                      | ---                     | ---  | 0   | ---                       | ---                  |                               |
| No Information Provided  | 0                         | ---                 | ---                  | ---                           | ---  | ---                                      | ---                              | ---                                      | ---                     | ---  | 0   | ---                       | ---                  |                               |
| At-Risk  | 0                         | ---                 | ---                  | ---                           | ---  | ---                                      | ---                              | ---                                      | ---                     | ---  | 10  | 50                        | 0                    |                               |
| Yes  | 0                         | ---                 | ---                  | ---                           | ---  | ---                                      | ---                              | ---                                      | ---                     | ---  | 3   | ---                       | ---                  |                               |
| No   | 0                         | ---                 | ---                  | ---                           | ---  | ---                                      | ---                              | ---                                      | ---                     | ---  | 0   | ---                       | ---                  |                               |
| No Information Provided  | 0                         | ---                 | ---                  | ---                           | ---  | ---                                      | ---                              | ---                                      | ---                     | ---  | 0   | ---                       | ---                  |                               |
| Career/Technical Education   | 0                         | ---                 | ---                  | ---                           | ---  | ---                                      | ---                              | ---                                      | ---                     | ---  | 7   | 57                        | 0                    |                               |
| Elective   | 0                         | ---                 | ---                  | ---                           | ---  | ---                                      | ---                              | ---                                      | ---                     | ---  | 2   | ---                       | ---                  |                               |
| Coherent Sequence  | 0                         | ---                 | ---                  | ---                           | ---  | ---                                      | ---                              | ---                                      | ---                     | ---  | 0   | ---                       | ---                  |                               |
| Tech Prep  | 0                         | ---                 | ---                  | ---                           | ---  | ---                                      | ---                              | ---                                      | ---                     | ---  | 3   | ---                       | ---                  |                               |
| No   | 0                         | ---                 | ---                  | ---                           | ---  | ---                                      | ---                              | ---                                      | ---                     | ---  | 1   | ---                       | ---                  |                               |
| No Information Provided  | 0                         | ---                 | ---                  | ---                           | ---  | ---                                      | ---                              | ---                                      | ---                     | ---  | 0   | ---                       | ---                  |                               |

\* Written Composition information can be found on the Summary Report and Written Performance Summary Report.





### All Students

|   | Number of Students Tested | Average Scale Score | Percent Met Standard | Percent Commended Performance | Results for Each Objective               |                                  |   |                                 |                          | All Tests Taken  |                      |                               |
|---|---------------------------|---------------------|----------------------|-------------------------------|--|----------------------------------|---|---------------------------------|--------------------------|--|----------------------|-------------------------------|
|   |                           |                     |                      |                               | 1  | 2                                | 3   | 4                               | 5                        | Number of Students Tested  | Percent Met Standard | Percent Commended Performance |
|   |                           |                     |                      |                               | Issues and Events in U.S. History        | Geographic Influences on History | Economic and Social Influences on History | Political Influences on History | Critical-Thinking Skills |  |                      |                               |
|   |                           |                     |                      |                               | Number of Items Tested in Each Objective |                                  |   |                                 |                          |  |                      |                               |
| "----" = No Data Reported<br>For Fewer Than Five Students |                           |                     |                      |                               | 13                                       | 9                                | 13  | 9                               | 11                       | Average Number of Items Correct / Average Percent of Items Correct |                      |                               |
| All Students  | 0                         | ---                 | ---                  | ---                           | ---                                      | ---                              | ---                                       | ---                             | ---                      | 13   | 54                   | 0                             |
| Male  | 0                         | ---                 | ---                  | ---                           | ---                                      | ---                              | ---                                       | ---                             | ---                      | 7  | 57                   | 0                             |
| Female  | 0                         | ---                 | ---                  | ---                           | ---                                      | ---                              | ---                                       | ---                             | ---                      | 6  | 50                   | 0                             |
| No Information Provided                                   | 0                         | ---                 | ---                  | ---                           | ---                                      | ---                              | ---                                       | ---                             | ---                      | 0  | ---                  | ---                           |
| Native American   | 0                         | ---                 | ---                  | ---                           | ---                                      | ---                              | ---                                       | ---                             | ---                      | 0  | ---                  | ---                           |
| Asian   | 0                         | ---                 | ---                  | ---                           | ---                                      | ---                              | ---                                       | ---                             | ---                      | 0  | ---                  | ---                           |
| African American  | 0                         | ---                 | ---                  | ---                           | ---                                      | ---                              | ---                                       | ---                             | ---                      | 9  | 56                   | 0                             |
| Hispanic  | 0                         | ---                 | ---                  | ---                           | ---                                      | ---                              | ---                                       | ---                             | ---                      | 1  | ---                  | ---                           |
| White   | 0                         | ---                 | ---                  | ---                           | ---                                      | ---                              | ---                                       | ---                             | ---                      | 3  | ---                  | ---                           |
| No Information Provided                                   | 0                         | ---                 | ---                  | ---                           | ---                                      | ---                              | ---                                       | ---                             | ---                      | 0  | ---                  | ---                           |
| Economically Disadvantaged                                | 0                         | ---                 | ---                  | ---                           | ---                                      | ---                              | ---                                       | ---                             | ---                      | 7  | 43                   | 0                             |
| Free Meals  | 0                         | ---                 | ---                  | ---                           | ---                                      | ---                              | ---                                       | ---                             | ---                      | 2  | ---                  | ---                           |
| Reduced Meals   | 0                         | ---                 | ---                  | ---                           | ---                                      | ---                              | ---                                       | ---                             | ---                      | 0  | ---                  | ---                           |
| Other   | 0                         | ---                 | ---                  | ---                           | ---                                      | ---                              | ---                                       | ---                             | ---                      | 4  | ---                  | ---                           |
| No Information Provided                                   | 0                         | ---                 | ---                  | ---                           | ---                                      | ---                              | ---                                       | ---                             | ---                      | 0  | ---                  | ---                           |
| Title I, Part A Schoolwide Program Participants           | 0                         | ---                 | ---                  | ---                           | ---                                      | ---                              | ---                                       | ---                             | ---                      | 1  | ---                  | ---                           |
| Targeted Assistance Participants                          | 0                         | ---                 | ---                  | ---                           | ---                                      | ---                              | ---                                       | ---                             | ---                      | 0  | ---                  | ---                           |
| Nonparticipants (Previous Participants)                   | 0                         | ---                 | ---                  | ---                           | ---                                      | ---                              | ---                                       | ---                             | ---                      | 0  | ---                  | ---                           |
| Homeless Participants at Non-Title I Schools              | 0                         | ---                 | ---                  | ---                           | ---                                      | ---                              | ---                                       | ---                             | ---                      | 0  | ---                  | ---                           |
| Nonparticipants (Not Previous Participants)               | 0                         | ---                 | ---                  | ---                           | ---                                      | ---                              | ---                                       | ---                             | ---                      | 12   | 50                   | 0                             |
| No Information Provided                                   | 0                         | ---                 | ---                  | ---                           | ---                                      | ---                              | ---                                       | ---                             | ---                      | 0  | ---                  | ---                           |
| Migrant   | 0                         | ---                 | ---                  | ---                           | ---                                      | ---                              | ---                                       | ---                             | ---                      | 0  | ---                  | ---                           |
| Yes   | 0                         | ---                 | ---                  | ---                           | ---                                      | ---                              | ---                                       | ---                             | ---                      | 13   | 54                   | 0                             |
| No  | 0                         | ---                 | ---                  | ---                           | ---                                      | ---                              | ---                                       | ---                             | ---                      | 0  | ---                  | ---                           |
| No Information Provided                                   | 0                         | ---                 | ---                  | ---                           | ---                                      | ---                              | ---                                       | ---                             | ---                      | 0  | ---                  | ---                           |
| Limited English Proficient                                | 0                         | ---                 | ---                  | ---                           | ---                                      | ---                              | ---                                       | ---                             | ---                      | 0  | ---                  | ---                           |
| Current LEP   | 0                         | ---                 | ---                  | ---                           | ---                                      | ---                              | ---                                       | ---                             | ---                      | 0  | ---                  | ---                           |
| Non-LEP (Monitored 1st Year)                              | 0                         | ---                 | ---                  | ---                           | ---                                      | ---                              | ---                                       | ---                             | ---                      | 0  | ---                  | ---                           |
| Non-LEP (Monitored 2nd Year)                              | 0                         | ---                 | ---                  | ---                           | ---                                      | ---                              | ---                                       | ---                             | ---                      | 0  | ---                  | ---                           |
| Other Non-LEP   | 0                         | ---                 | ---                  | ---                           | ---                                      | ---                              | ---                                       | ---                             | ---                      | 13   | 54                   | 0                             |
| No Information Provided                                   | 0                         | ---                 | ---                  | ---                           | ---                                      | ---                              | ---                                       | ---                             | ---                      | 0  | ---                  | ---                           |
| Bilingual/ESL Program                                     | 0                         | ---                 | ---                  | ---                           | ---                                      | ---                              | ---                                       | ---                             | ---                      | 0  | ---                  | ---                           |
| Bilingual   | 0                         | ---                 | ---                  | ---                           | ---                                      | ---                              | ---                                       | ---                             | ---                      | 0  | ---                  | ---                           |
| ESL   | 0                         | ---                 | ---                  | ---                           | ---                                      | ---                              | ---                                       | ---                             | ---                      | 0  | ---                  | ---                           |
| Neither   | 0                         | ---                 | ---                  | ---                           | ---                                      | ---                              | ---                                       | ---                             | ---                      | 13   | 54                   | 0                             |
| No Information Provided                                   | 0                         | ---                 | ---                  | ---                           | ---                                      | ---                              | ---                                       | ---                             | ---                      | 0  | ---                  | ---                           |
| Special Education   | 0                         | ---                 | ---                  | ---                           | ---                                      | ---                              | ---                                       | ---                             | ---                      | 0  | ---                  | ---                           |
| Yes   | 0                         | ---                 | ---                  | ---                           | ---                                      | ---                              | ---                                       | ---                             | ---                      | 13   | 54                   | 0                             |
| No  | 0                         | ---                 | ---                  | ---                           | ---                                      | ---                              | ---                                       | ---                             | ---                      | 0  | ---                  | ---                           |
| No Information Provided                                   | 0                         | ---                 | ---                  | ---                           | ---                                      | ---                              | ---                                       | ---                             | ---                      | 0  | ---                  | ---                           |
| Gifted/Talented   | 0                         | ---                 | ---                  | ---                           | ---                                      | ---                              | ---                                       | ---                             | ---                      | 0  | ---                  | ---                           |
| Participants  | 0                         | ---                 | ---                  | ---                           | ---                                      | ---                              | ---                                       | ---                             | ---                      | 13   | 54                   | 0                             |
| Nonparticipants   | 0                         | ---                 | ---                  | ---                           | ---                                      | ---                              | ---                                       | ---                             | ---                      | 0  | ---                  | ---                           |
| No Information Provided                                   | 0                         | ---                 | ---                  | ---                           | ---                                      | ---                              | ---                                       | ---                             | ---                      | 0  | ---                  | ---                           |
| At-Risk   | 0                         | ---                 | ---                  | ---                           | ---                                      | ---                              | ---                                       | ---                             | ---                      | 10   | 50                   | 0                             |
| Yes   | 0                         | ---                 | ---                  | ---                           | ---                                      | ---                              | ---                                       | ---                             | ---                      | 3  | ---                  | ---                           |
| No  | 0                         | ---                 | ---                  | ---                           | ---                                      | ---                              | ---                                       | ---                             | ---                      | 0  | ---                  | ---                           |
| No Information Provided                                   | 0                         | ---                 | ---                  | ---                           | ---                                      | ---                              | ---                                       | ---                             | ---                      | 0  | ---                  | ---                           |
| Career/Technical Education                                | 0                         | ---                 | ---                  | ---                           | ---                                      | ---                              | ---                                       | ---                             | ---                      | 7  | 57                   | 0                             |
| Elective  | 0                         | ---                 | ---                  | ---                           | ---                                      | ---                              | ---                                       | ---                             | ---                      | 2  | ---                  | ---                           |
| Coherent Sequence   | 0                         | ---                 | ---                  | ---                           | ---                                      | ---                              | ---                                       | ---                             | ---                      | 0  | ---                  | ---                           |
| Tech Prep   | 0                         | ---                 | ---                  | ---                           | ---                                      | ---                              | ---                                       | ---                             | ---                      | 3  | ---                  | ---                           |
| No  | 0                         | ---                 | ---                  | ---                           | ---                                      | ---                              | ---                                       | ---                             | ---                      | 1  | ---                  | ---                           |
| No Information Provided                                   | 0                         | ---                 | ---                  | ---                           | ---                                      | ---                              | ---                                       | ---                             | ---                      | 0  | ---                  | ---                           |



## Demographic Performance Summary — Science

Report Date: MAY 2009  
Date of Testing: APRIL 2009

### All Students

|  | Number of Students Tested | Results for Each Objective |                      |                               |  |     |                                |     |  |     |                                     | All Tests Taken |                            |     |                           |                      |                               |
|--|---------------------------|----------------------------|----------------------|-------------------------------|--|-----|--------------------------------|-----|--|-----|-------------------------------------|-----------------|----------------------------|-----|---------------------------|----------------------|-------------------------------|
|  |                           | Average Scale Score        | Percent Met Standard | Percent Commended Performance | 1  |     | 2                              |     | 3  |     | 4                                   |                 | 5                          |     | Number of Students Tested | Percent Met Standard | Percent Commended Performance |
|  |                           |                            |                      |                               | Nature of Science                        |     | Organization of Living Systems |     | Interdependence of Organisms and the Environment |     | Structures and Properties of Matter |                 | Motion, Forces, and Energy |     |                           |                      |                               |
|  |                           |                            |                      |                               | Number of Items Tested in Each Objective |     |                                |     |  |     |                                     |                 |                            |     |                           |                      |                               |
|  |                           |                            |                      |                               | 17                                       |     | 8                              |     | 8  |     | 11                                  |                 | 11                         |     |                           |                      |                               |
| Average Number of Items Correct / Average Percent of Items Correct |                           |                            |                      |                               |  |     |                                |     |  |     |                                     |                 |                            |     |                           |                      |                               |
| "---" = No Data Reported<br>For Fewer Than Five Students           |                           |                            |                      |                               |  |     |                                |     |  |     |                                     |                 |                            |     |                           |                      |                               |
| <b>All Students</b>  | 5                         | 2065                       | 40                   | 0                             | 7.4                                      | 44  | 4.0                            | 50  | 4.2  | 53  | 6.4                                 | 58              | 5.8                        | 53  | 13                        | 54                   | 0                             |
| Male   | 1                         | ---                        | ---                  | ---                           | ---                                      | --- | ---                            | --- | ---  | --- | ---                                 | ---             | ---                        | --- | 7                         | 57                   | 0                             |
| Female   | 4                         | ---                        | ---                  | ---                           | ---                                      | --- | ---                            | --- | ---  | --- | ---                                 | ---             | ---                        | --- | 6                         | 50                   | 0                             |
| No Information Provided  | 0                         | ---                        | ---                  | ---                           | ---                                      | --- | ---                            | --- | ---  | --- | ---                                 | ---             | ---                        | --- | 0                         | ---                  | ---                           |
| Native American  | 0                         | ---                        | ---                  | ---                           | ---                                      | --- | ---                            | --- | ---  | --- | ---                                 | ---             | ---                        | --- | 0                         | ---                  | ---                           |
| Asian  | 0                         | ---                        | ---                  | ---                           | ---                                      | --- | ---                            | --- | ---  | --- | ---                                 | ---             | ---                        | --- | 0                         | ---                  | ---                           |
| African American   | 4                         | ---                        | ---                  | ---                           | ---                                      | --- | ---                            | --- | ---  | --- | ---                                 | ---             | ---                        | --- | 9                         | 56                   | 0                             |
| Hispanic   | 0                         | ---                        | ---                  | ---                           | ---                                      | --- | ---                            | --- | ---  | --- | ---                                 | ---             | ---                        | --- | 1                         | ---                  | ---                           |
| White  | 1                         | ---                        | ---                  | ---                           | ---                                      | --- | ---                            | --- | ---  | --- | ---                                 | ---             | ---                        | --- | 3                         | ---                  | ---                           |
| No Information Provided  | 0                         | ---                        | ---                  | ---                           | ---                                      | --- | ---                            | --- | ---  | --- | ---                                 | ---             | ---                        | --- | 0                         | ---                  | ---                           |
| Economically Disadvantaged   | 4                         | ---                        | ---                  | ---                           | ---                                      | --- | ---                            | --- | ---  | --- | ---                                 | ---             | ---                        | --- | 7                         | 43                   | 0                             |
| Free Meals   | 0                         | ---                        | ---                  | ---                           | ---                                      | --- | ---                            | --- | ---  | --- | ---                                 | ---             | ---                        | --- | 2                         | ---                  | ---                           |
| Reduced Meals  | 0                         | ---                        | ---                  | ---                           | ---                                      | --- | ---                            | --- | ---  | --- | ---                                 | ---             | ---                        | --- | 0                         | ---                  | ---                           |
| Other  | 1                         | ---                        | ---                  | ---                           | ---                                      | --- | ---                            | --- | ---  | --- | ---                                 | ---             | ---                        | --- | 4                         | ---                  | ---                           |
| No Information Provided  | 0                         | ---                        | ---                  | ---                           | ---                                      | --- | ---                            | --- | ---  | --- | ---                                 | ---             | ---                        | --- | 0                         | ---                  | ---                           |
| Title I, Part A Schoolwide Program Participants                    | 0                         | ---                        | ---                  | ---                           | ---                                      | --- | ---                            | --- | ---  | --- | ---                                 | ---             | ---                        | --- | 1                         | ---                  | ---                           |
| Targeted Assistance Participants                                   | 0                         | ---                        | ---                  | ---                           | ---                                      | --- | ---                            | --- | ---  | --- | ---                                 | ---             | ---                        | --- | 0                         | ---                  | ---                           |
| Nonparticipants (Previous Participants)                            | 0                         | ---                        | ---                  | ---                           | ---                                      | --- | ---                            | --- | ---  | --- | ---                                 | ---             | ---                        | --- | 0                         | ---                  | ---                           |
| Homeless Participants at Non-Title I Schools                       | 0                         | ---                        | ---                  | ---                           | ---                                      | --- | ---                            | --- | ---  | --- | ---                                 | ---             | ---                        | --- | 0                         | ---                  | ---                           |
| Nonparticipants (Not Previous Participants)                        | 5                         | 2065                       | 40                   | 0                             | 7.4                                      | 44  | 4.0                            | 50  | 4.2  | 53  | 6.4                                 | 58              | 5.8                        | 53  | 12                        | 50                   | 0                             |
| No Information Provided  | 0                         | ---                        | ---                  | ---                           | ---                                      | --- | ---                            | --- | ---  | --- | ---                                 | ---             | ---                        | --- | 0                         | ---                  | ---                           |
| Migrant  | 0                         | ---                        | ---                  | ---                           | ---                                      | --- | ---                            | --- | ---  | --- | ---                                 | ---             | ---                        | --- | 0                         | ---                  | ---                           |
| Yes  | 5                         | 2065                       | 40                   | 0                             | 7.4                                      | 44  | 4.0                            | 50  | 4.2  | 53  | 6.4                                 | 58              | 5.8                        | 53  | 13                        | 54                   | 0                             |
| No   | 0                         | ---                        | ---                  | ---                           | ---                                      | --- | ---                            | --- | ---  | --- | ---                                 | ---             | ---                        | --- | 0                         | ---                  | ---                           |
| No Information Provided  | 0                         | ---                        | ---                  | ---                           | ---                                      | --- | ---                            | --- | ---  | --- | ---                                 | ---             | ---                        | --- | 0                         | ---                  | ---                           |
| Limited English Proficient   | 0                         | ---                        | ---                  | ---                           | ---                                      | --- | ---                            | --- | ---  | --- | ---                                 | ---             | ---                        | --- | 0                         | ---                  | ---                           |
| Current LEP  | 0                         | ---                        | ---                  | ---                           | ---                                      | --- | ---                            | --- | ---  | --- | ---                                 | ---             | ---                        | --- | 0                         | ---                  | ---                           |
| Non-LEP (Monitored 1st Year)                                       | 0                         | ---                        | ---                  | ---                           | ---                                      | --- | ---                            | --- | ---  | --- | ---                                 | ---             | ---                        | --- | 0                         | ---                  | ---                           |
| Non-LEP (Monitored 2nd Year)                                       | 0                         | ---                        | ---                  | ---                           | ---                                      | --- | ---                            | --- | ---  | --- | ---                                 | ---             | ---                        | --- | 0                         | ---                  | ---                           |
| Other Non-LEP  | 5                         | 2065                       | 40                   | 0                             | 7.4                                      | 44  | 4.0                            | 50  | 4.2  | 53  | 6.4                                 | 58              | 5.8                        | 53  | 13                        | 54                   | 0                             |
| No Information Provided  | 0                         | ---                        | ---                  | ---                           | ---                                      | --- | ---                            | --- | ---  | --- | ---                                 | ---             | ---                        | --- | 0                         | ---                  | ---                           |
| Bilingual/ESL Program  | 0                         | ---                        | ---                  | ---                           | ---                                      | --- | ---                            | --- | ---  | --- | ---                                 | ---             | ---                        | --- | 0                         | ---                  | ---                           |
| Bilingual  | 0                         | ---                        | ---                  | ---                           | ---                                      | --- | ---                            | --- | ---  | --- | ---                                 | ---             | ---                        | --- | 0                         | ---                  | ---                           |
| ESL  | 0                         | ---                        | ---                  | ---                           | ---                                      | --- | ---                            | --- | ---  | --- | ---                                 | ---             | ---                        | --- | 0                         | ---                  | ---                           |
| Neither  | 5                         | 2065                       | 40                   | 0                             | 7.4                                      | 44  | 4.0                            | 50  | 4.2  | 53  | 6.4                                 | 58              | 5.8                        | 53  | 13                        | 54                   | 0                             |
| No Information Provided  | 0                         | ---                        | ---                  | ---                           | ---                                      | --- | ---                            | --- | ---  | --- | ---                                 | ---             | ---                        | --- | 0                         | ---                  | ---                           |
| Special Education  | 0                         | ---                        | ---                  | ---                           | ---                                      | --- | ---                            | --- | ---  | --- | ---                                 | ---             | ---                        | --- | 0                         | ---                  | ---                           |
| Yes  | 5                         | 2065                       | 40                   | 0                             | 7.4                                      | 44  | 4.0                            | 50  | 4.2  | 53  | 6.4                                 | 58              | 5.8                        | 53  | 13                        | 54                   | 0                             |
| No   | 0                         | ---                        | ---                  | ---                           | ---                                      | --- | ---                            | --- | ---  | --- | ---                                 | ---             | ---                        | --- | 0                         | ---                  | ---                           |
| No Information Provided  | 0                         | ---                        | ---                  | ---                           | ---                                      | --- | ---                            | --- | ---  | --- | ---                                 | ---             | ---                        | --- | 0                         | ---                  | ---                           |
| Gifted/Talented  | 0                         | ---                        | ---                  | ---                           | ---                                      | --- | ---                            | --- | ---  | --- | ---                                 | ---             | ---                        | --- | 0                         | ---                  | ---                           |
| Participants   | 5                         | 2065                       | 40                   | 0                             | 7.4                                      | 44  | 4.0                            | 50  | 4.2  | 53  | 6.4                                 | 58              | 5.8                        | 53  | 13                        | 54                   | 0                             |
| Nonparticipants  | 0                         | ---                        | ---                  | ---                           | ---                                      | --- | ---                            | --- | ---  | --- | ---                                 | ---             | ---                        | --- | 0                         | ---                  | ---                           |
| No Information Provided  | 0                         | ---                        | ---                  | ---                           | ---                                      | --- | ---                            | --- | ---  | --- | ---                                 | ---             | ---                        | --- | 0                         | ---                  | ---                           |
| At-Risk  | 4                         | ---                        | ---                  | ---                           | ---                                      | --- | ---                            | --- | ---  | --- | ---                                 | ---             | ---                        | --- | 10                        | 50                   | 0                             |
| Yes  | 1                         | ---                        | ---                  | ---                           | ---                                      | --- | ---                            | --- | ---  | --- | ---                                 | ---             | ---                        | --- | 3                         | ---                  | ---                           |
| No   | 0                         | ---                        | ---                  | ---                           | ---                                      | --- | ---                            | --- | ---  | --- | ---                                 | ---             | ---                        | --- | 0                         | ---                  | ---                           |
| No Information Provided  | 0                         | ---                        | ---                  | ---                           | ---                                      | --- | ---                            | --- | ---  | --- | ---                                 | ---             | ---                        | --- | 0                         | ---                  | ---                           |
| Career/Technical Education   | 3                         | ---                        | ---                  | ---                           | ---                                      | --- | ---                            | --- | ---  | --- | ---                                 | ---             | ---                        | --- | 7                         | 57                   | 0                             |
| Elective   | 1                         | ---                        | ---                  | ---                           | ---                                      | --- | ---                            | --- | ---  | --- | ---                                 | ---             | ---                        | --- | 2                         | ---                  | ---                           |
| Coherent Sequence  | 1                         | ---                        | ---                  | ---                           | ---                                      | --- | ---                            | --- | ---  | --- | ---                                 | ---             | ---                        | --- | 3                         | ---                  | ---                           |
| Tech Prep  | 0                         | ---                        | ---                  | ---                           | ---                                      | --- | ---                            | --- | ---  | --- | ---                                 | ---             | ---                        | --- | 1                         | ---                  | ---                           |
| No   | 0                         | ---                        | ---                  | ---                           | ---                                      | --- | ---                            | --- | ---  | --- | ---                                 | ---             | ---                        | --- | 0                         | ---                  | ---                           |
| No Information Provided  | 0                         | ---                        | ---                  | ---                           | ---                                      | --- | ---                            | --- | ---  | --- | ---                                 | ---             | ---                        | --- | 0                         | ---                  | ---                           |



### All Students Not in Special Education

|  | Number of Students Tested | Average Scale Score | Percent Met Standard | Percent Commented Performance | Percent Met THE/CB Standard for Higher Education Readiness | Results for Each Objective               |                                  |  |                         |                           |                      | All Tests Taken               |  |   |
|--|---------------------------|---------------------|----------------------|-------------------------------|--|--|----------------------------------|--|-------------------------|---------------------------|----------------------|-------------------------------|--|---|
|  |                           |                     |                      |                               |  | 1  | 2                                | 3  | 6                       | Number of Students Tested | Percent Met Standard | Percent Commented Performance |  |   |
|  |                           |                     |                      |                               |  | Basic Understanding                      | Literary Elements and Techniques | Short Answer Rating (Literary Selection) | Analysis and Evaluation |                           |                      |                               | Short Answer Rating (Expository Selection) | Short Answer Rating (Connecting Selections) |
|  |                           |                     |                      |                               |  | Number of Items Tested in Each Objective |                                  |  |                         |                           |                      | Number of Students Tested     | Percent Met Standard                       | Percent Commented Performance               |
|  |                           |                     |                      |                               |  | 8  | 8                                | 3  | 12                      | 3                         | 3                    |                               |  |   |
| Average Number of Items Correct / Average Percent of Items Correct |                           |                     |                      |                               |  | Number of Students Tested                | Percent Met Standard             | Percent Commented Performance            |                         |                           |                      |                               |  |   |
| <b>All Students Not in Special Education</b>                       | 0                         | ---                 | ---                  | ---                           | ---  |  |                                  |  | ---                     | ---                       | ---                  | ---                           | ---  | 13  |
| Male   | 0                         | ---                 | ---                  | ---                           | ---  | ---                                      | ---                              | ---                                      | ---                     | ---                       | 7                    | 57                            | 0  |   |
| Female   | 0                         | ---                 | ---                  | ---                           | ---  | ---                                      | ---                              | ---                                      | ---                     | ---                       | 6                    | 50                            | 0  |   |
| No Information Provided  | 0                         | ---                 | ---                  | ---                           | ---  | ---                                      | ---                              | ---                                      | ---                     | ---                       | 0                    | ---                           | ---  |   |
| Native American  | 0                         | ---                 | ---                  | ---                           | ---  | ---                                      | ---                              | ---                                      | ---                     | ---                       | 0                    | ---                           | ---  |   |
| Asian  | 0                         | ---                 | ---                  | ---                           | ---  | ---                                      | ---                              | ---                                      | ---                     | ---                       | 0                    | ---                           | ---  |   |
| African American   | 0                         | ---                 | ---                  | ---                           | ---  | ---                                      | ---                              | ---                                      | ---                     | ---                       | 9                    | 56                            | 0  |   |
| Hispanic   | 0                         | ---                 | ---                  | ---                           | ---  | ---                                      | ---                              | ---                                      | ---                     | ---                       | 1                    | ---                           | ---  |   |
| White  | 0                         | ---                 | ---                  | ---                           | ---  | ---                                      | ---                              | ---                                      | ---                     | ---                       | 3                    | ---                           | ---  |   |
| No Information Provided  | 0                         | ---                 | ---                  | ---                           | ---  | ---                                      | ---                              | ---                                      | ---                     | ---                       | 0                    | ---                           | ---  |   |
| Economically Disadvantaged   | 0                         | ---                 | ---                  | ---                           | ---  | ---                                      | ---                              | ---                                      | ---                     | ---                       | 7                    | 43                            | 0  |   |
| Free Meals   | 0                         | ---                 | ---                  | ---                           | ---  | ---                                      | ---                              | ---                                      | ---                     | ---                       | 2                    | ---                           | ---  |   |
| Reduced Meals  | 0                         | ---                 | ---                  | ---                           | ---  | ---                                      | ---                              | ---                                      | ---                     | ---                       | 0                    | ---                           | ---  |   |
| Other  | 0                         | ---                 | ---                  | ---                           | ---  | ---                                      | ---                              | ---                                      | ---                     | ---                       | 4                    | ---                           | ---  |   |
| No Information Provided  | 0                         | ---                 | ---                  | ---                           | ---  | ---                                      | ---                              | ---                                      | ---                     | ---                       | 0                    | ---                           | ---  |   |
| Title I, Part A Schoolwide Program Participants                    | 0                         | ---                 | ---                  | ---                           | ---  | ---                                      | ---                              | ---                                      | ---                     | ---                       | 1                    | ---                           | ---  |   |
| Targeted Assistance Participants                                   | 0                         | ---                 | ---                  | ---                           | ---  | ---                                      | ---                              | ---                                      | ---                     | ---                       | 0                    | ---                           | ---  |   |
| Nonparticipants (Previous Participants)                            | 0                         | ---                 | ---                  | ---                           | ---  | ---                                      | ---                              | ---                                      | ---                     | ---                       | 0                    | ---                           | ---  |   |
| Homeless Participants at Non-Title I Schools                       | 0                         | ---                 | ---                  | ---                           | ---  | ---                                      | ---                              | ---                                      | ---                     | ---                       | 0                    | ---                           | ---  |   |
| Nonparticipants (Not Previous Participants)                        | 0                         | ---                 | ---                  | ---                           | ---  | ---                                      | ---                              | ---                                      | ---                     | ---                       | 12                   | 50                            | 0  |   |
| No Information Provided  | 0                         | ---                 | ---                  | ---                           | ---  | ---                                      | ---                              | ---                                      | ---                     | ---                       | 0                    | ---                           | ---  |   |
| Migrant  | 0                         | ---                 | ---                  | ---                           | ---  | ---                                      | ---                              | ---                                      | ---                     | ---                       | 0                    | ---                           | ---  |   |
| Yes  | 0                         | ---                 | ---                  | ---                           | ---  | ---                                      | ---                              | ---                                      | ---                     | ---                       | 13                   | 54                            | 0  |   |
| No   | 0                         | ---                 | ---                  | ---                           | ---  | ---                                      | ---                              | ---                                      | ---                     | ---                       | 0                    | ---                           | ---  |   |
| No Information Provided  | 0                         | ---                 | ---                  | ---                           | ---  | ---                                      | ---                              | ---                                      | ---                     | ---                       | 0                    | ---                           | ---  |   |
| Limited English Proficient   | 0                         | ---                 | ---                  | ---                           | ---  | ---                                      | ---                              | ---                                      | ---                     | ---                       | 0                    | ---                           | ---  |   |
| Current LEP  | 0                         | ---                 | ---                  | ---                           | ---  | ---                                      | ---                              | ---                                      | ---                     | ---                       | 0                    | ---                           | ---  |   |
| Non-LEP (Monitored 1st Year)                                       | 0                         | ---                 | ---                  | ---                           | ---  | ---                                      | ---                              | ---                                      | ---                     | ---                       | 0                    | ---                           | ---  |   |
| Non-LEP (Monitored 2nd Year)                                       | 0                         | ---                 | ---                  | ---                           | ---  | ---                                      | ---                              | ---                                      | ---                     | ---                       | 0                    | ---                           | ---  |   |
| Other Non-LEP  | 0                         | ---                 | ---                  | ---                           | ---  | ---                                      | ---                              | ---                                      | ---                     | ---                       | 13                   | 54                            | 0  |   |
| No Information Provided  | 0                         | ---                 | ---                  | ---                           | ---  | ---                                      | ---                              | ---                                      | ---                     | ---                       | 0                    | ---                           | ---  |   |
| Bilingual/ESL Program  | 0                         | ---                 | ---                  | ---                           | ---  | ---                                      | ---                              | ---                                      | ---                     | ---                       | 0                    | ---                           | ---  |   |
| Bilingual  | 0                         | ---                 | ---                  | ---                           | ---  | ---                                      | ---                              | ---                                      | ---                     | ---                       | 0                    | ---                           | ---  |   |
| ESL  | 0                         | ---                 | ---                  | ---                           | ---  | ---                                      | ---                              | ---                                      | ---                     | ---                       | 0                    | ---                           | ---  |   |
| Neither  | 0                         | ---                 | ---                  | ---                           | ---  | ---                                      | ---                              | ---                                      | ---                     | ---                       | 13                   | 54                            | 0  |   |
| No Information Provided  | 0                         | ---                 | ---                  | ---                           | ---  | ---                                      | ---                              | ---                                      | ---                     | ---                       | 0                    | ---                           | ---  |   |
| Special Education  | 0                         | ---                 | ---                  | ---                           | ---  | ---                                      | ---                              | ---                                      | ---                     | ---                       | 0                    | ---                           | ---  |   |
| Yes  | 0                         | ---                 | ---                  | ---                           | ---  | ---                                      | ---                              | ---                                      | ---                     | ---                       | 13                   | 54                            | 0  |   |
| No   | 0                         | ---                 | ---                  | ---                           | ---  | ---                                      | ---                              | ---                                      | ---                     | ---                       | 0                    | ---                           | ---  |   |
| No Information Provided  | 0                         | ---                 | ---                  | ---                           | ---  | ---                                      | ---                              | ---                                      | ---                     | ---                       | 0                    | ---                           | ---  |   |
| Gifted/Talented  | 0                         | ---                 | ---                  | ---                           | ---  | ---                                      | ---                              | ---                                      | ---                     | ---                       | 0                    | ---                           | ---  |   |
| Participants   | 0                         | ---                 | ---                  | ---                           | ---  | ---                                      | ---                              | ---                                      | ---                     | ---                       | 13                   | 54                            | 0  |   |
| Nonparticipants  | 0                         | ---                 | ---                  | ---                           | ---  | ---                                      | ---                              | ---                                      | ---                     | ---                       | 0                    | ---                           | ---  |   |
| No Information Provided  | 0                         | ---                 | ---                  | ---                           | ---  | ---                                      | ---                              | ---                                      | ---                     | ---                       | 0                    | ---                           | ---  |   |
| At-Risk  | 0                         | ---                 | ---                  | ---                           | ---  | ---                                      | ---                              | ---                                      | ---                     | ---                       | 10                   | 50                            | 0  |   |
| Yes  | 0                         | ---                 | ---                  | ---                           | ---  | ---                                      | ---                              | ---                                      | ---                     | ---                       | 3                    | ---                           | ---  |   |
| No   | 0                         | ---                 | ---                  | ---                           | ---  | ---                                      | ---                              | ---                                      | ---                     | ---                       | 0                    | ---                           | ---  |   |
| No Information Provided  | 0                         | ---                 | ---                  | ---                           | ---  | ---                                      | ---                              | ---                                      | ---                     | ---                       | 0                    | ---                           | ---  |   |
| Career/Technical Education   | 0                         | ---                 | ---                  | ---                           | ---  | ---                                      | ---                              | ---                                      | ---                     | ---                       | 7                    | 57                            | 0  |   |
| Elective   | 0                         | ---                 | ---                  | ---                           | ---  | ---                                      | ---                              | ---                                      | ---                     | ---                       | 2                    | ---                           | ---  |   |
| Coherent Sequence  | 0                         | ---                 | ---                  | ---                           | ---  | ---                                      | ---                              | ---                                      | ---                     | ---                       | 0                    | ---                           | ---  |   |
| Tech Prep  | 0                         | ---                 | ---                  | ---                           | ---  | ---                                      | ---                              | ---                                      | ---                     | ---                       | 3                    | ---                           | ---  |   |
| No   | 0                         | ---                 | ---                  | ---                           | ---  | ---                                      | ---                              | ---                                      | ---                     | ---                       | 1                    | ---                           | ---  |   |
| No Information Provided  | 0                         | ---                 | ---                  | ---                           | ---  | ---                                      | ---                              | ---                                      | ---                     | ---                       | 0                    | ---                           | ---  |   |

\* Written Composition information can be found on the Summary Report and Written Performance Summary Report.

## Demographic Performance Summary — Mathematics

Report Date: MAY 2009  
Date of Testing: APRIL 2009

### All Students Not in Special Education

|  | Number of Students Tested | Average Scale Score | Percent Met Standard | Percent Commented Performance | Percent Met THE/CB Standard for Higher Education Readiness | Results for Each Objective               |  |                  |                                   |   |   |  |                            |   |                                  | All Tests Taken           |                      |                               |
|--|---------------------------|---------------------|----------------------|-------------------------------|--|--|--|------------------|-----------------------------------|---|---|--|----------------------------|---|----------------------------------|---------------------------|----------------------|-------------------------------|
|  |                           |                     |                      |                               |  | 1  | 2                                      | 3                | 4                                 | 5                                       | 6   | 7  | 8                          | 9   | 10                               | Number of Students Tested | Percent Met Standard | Percent Commented Performance |
|  |                           |                     |                      |                               |  | Functional Relationships                 | Properties and Attributes of Functions | Linear Functions | Linear Equations and Inequalities | Quadratic and Other Nonlinear Functions | Geometric Relationships and Spatial Reasoning | Two- and Three-Dimensional Representations | Measurement and Similarity | Percents/Proportions/Probability/Statistics | Mathematical Processes and Tools |                           |                      |                               |
|  |                           |                     |                      |                               |  | Number of Items Tested in Each Objective |  |                  |                                   |   |   |  |                            |   |                                  |                           |                      |                               |
|  |                           |                     |                      |                               |  | 5  | 5                                      | 5                | 5                                 | 5                                       | 7   | 7  | 7                          | 5   | 9                                |                           |                      |                               |
| Average Number of Items Correct / Average Percent of Items Correct |                           |                     |                      |                               |  |  |  |                  |                                   |   |   |  |                            |   |                                  |                           |                      |                               |
| <b>All Students Not in Special Education</b>                       | 11                        | 2087                | 55                   | 0                             | 18   | 2.8 56                                   | 2.6 53                                 | 2.5 49           | 3.4 67                            | 3.3 65                                  | 3.3 47  | 4.8 69                                     | 3.4 48                     | 2.4 47                                      | 4.4 48                           | 13                        | 54                   | 0                             |
| Male   | 7                         | 2129                | 71                   | 0                             | 29   | 3.0 60                                   | 2.9 57                                 | 2.7 54           | 3.9 77                            | 3.4 69                                  | 3.7 53  | 5.4 78                                     | 3.9 55                     | 2.6 51                                      | 5.0 56                           | 7                         | 57                   | 0                             |
| Female   | 4                         | ---                 | ---                  | ---                           | ---  | ---                                      | ---                                    | ---              | ---                               | ---                                     | ---   | ---  | ---                        | ---   | ---                              | 6                         | 50                   | 0                             |
| No Information Provided  | 0                         | ---                 | ---                  | ---                           | ---  | ---                                      | ---                                    | ---              | ---                               | ---                                     | ---   | ---  | ---                        | ---   | ---                              | 0                         | ---                  | ---                           |
| Native American  | 0                         | ---                 | ---                  | ---                           | ---  | ---                                      | ---                                    | ---              | ---                               | ---                                     | ---   | ---  | ---                        | ---   | ---                              | 0                         | ---                  | ---                           |
| Asian  | 0                         | ---                 | ---                  | ---                           | ---  | ---                                      | ---                                    | ---              | ---                               | ---                                     | ---   | ---  | ---                        | ---   | ---                              | 0                         | ---                  | ---                           |
| African American   | 7                         | 2080                | 57                   | 0                             | 0  | 3.0 60                                   | 2.7 54                                 | 2.3 46           | 3.3 66                            | 3.1 63                                  | 3.3 47  | 4.9 69                                     | 3.1 45                     | 2.1 43                                      | 4.3 48                           | 9                         | 56                   | 0                             |
| Hispanic   | 1                         | ---                 | ---                  | ---                           | ---  | ---                                      | ---                                    | ---              | ---                               | ---                                     | ---   | ---  | ---                        | ---   | ---                              | 1                         | ---                  | ---                           |
| White  | 3                         | ---                 | ---                  | ---                           | ---  | ---                                      | ---                                    | ---              | ---                               | ---                                     | ---   | ---  | ---                        | ---   | ---                              | 3                         | ---                  | ---                           |
| No Information Provided  | 0                         | ---                 | ---                  | ---                           | ---  | ---                                      | ---                                    | ---              | ---                               | ---                                     | ---   | ---  | ---                        | ---   | ---                              | 0                         | ---                  | ---                           |
| Economically Disadvantaged   | 5                         | 2018                | 20                   | 0                             | 0  | 3.0 60                                   | 2.0 40                                 | 2.0 40           | 2.4 48                            | 2.6 52                                  | 2.8 40  | 4.0 57                                     | 2.8 40                     | 1.2 24                                      | 3.8 42                           | 7                         | 43                   | 0                             |
| Free Meals   | 2                         | ---                 | ---                  | ---                           | ---  | ---                                      | ---                                    | ---              | ---                               | ---                                     | ---   | ---  | ---                        | ---   | ---                              | 2                         | ---                  | ---                           |
| Reduced Meals  | 0                         | ---                 | ---                  | ---                           | ---  | ---                                      | ---                                    | ---              | ---                               | ---                                     | ---   | ---  | ---                        | ---   | ---                              | 0                         | ---                  | ---                           |
| Other  | 4                         | ---                 | ---                  | ---                           | ---  | ---                                      | ---                                    | ---              | ---                               | ---                                     | ---   | ---  | ---                        | ---   | ---                              | 4                         | ---                  | ---                           |
| No Information Provided  | 0                         | ---                 | ---                  | ---                           | ---  | ---                                      | ---                                    | ---              | ---                               | ---                                     | ---   | ---  | ---                        | ---   | ---                              | 0                         | ---                  | ---                           |
| Title I, Part A Schoolwide Program Participants                    | 1                         | ---                 | ---                  | ---                           | ---  | ---                                      | ---                                    | ---              | ---                               | ---                                     | ---   | ---  | ---                        | ---   | ---                              | 1                         | ---                  | ---                           |
| Targeted Assistance Participants                                   | 0                         | ---                 | ---                  | ---                           | ---  | ---                                      | ---                                    | ---              | ---                               | ---                                     | ---   | ---  | ---                        | ---   | ---                              | 0                         | ---                  | ---                           |
| Nonparticipants (Previous Participants)                            | 0                         | ---                 | ---                  | ---                           | ---  | ---                                      | ---                                    | ---              | ---                               | ---                                     | ---   | ---  | ---                        | ---   | ---                              | 0                         | ---                  | ---                           |
| Homeless Participants at Non-Title I Schools                       | 0                         | ---                 | ---                  | ---                           | ---  | ---                                      | ---                                    | ---              | ---                               | ---                                     | ---   | ---  | ---                        | ---   | ---                              | 0                         | ---                  | ---                           |
| Nonparticipants (Not Previous Participants)                        | 10                        | 2078                | 50                   | 0                             | 20   | 2.9 58                                   | 2.4 48                                 | 2.4 48           | 3.3 66                            | 3.2 64                                  | 3.3 47  | 4.7 67                                     | 3.2 46                     | 2.3 46                                      | 4.2 47                           | 12                        | 50                   | 0                             |
| No Information Provided  | 0                         | ---                 | ---                  | ---                           | ---  | ---                                      | ---                                    | ---              | ---                               | ---                                     | ---   | ---  | ---                        | ---   | ---                              | 0                         | ---                  | ---                           |
| Migrant  | 0                         | ---                 | ---                  | ---                           | ---  | ---                                      | ---                                    | ---              | ---                               | ---                                     | ---   | ---  | ---                        | ---   | ---                              | 0                         | ---                  | ---                           |
| Yes  | 11                        | 2087                | 55                   | 0                             | 18   | 2.8 56                                   | 2.6 53                                 | 2.5 49           | 3.4 67                            | 3.3 65                                  | 3.3 47  | 4.8 69                                     | 3.4 48                     | 2.4 47                                      | 4.4 48                           | 13                        | 54                   | 0                             |
| No   | 0                         | ---                 | ---                  | ---                           | ---  | ---                                      | ---                                    | ---              | ---                               | ---                                     | ---   | ---  | ---                        | ---   | ---                              | 0                         | ---                  | ---                           |
| No Information Provided  | 0                         | ---                 | ---                  | ---                           | ---  | ---                                      | ---                                    | ---              | ---                               | ---                                     | ---   | ---  | ---                        | ---   | ---                              | 0                         | ---                  | ---                           |
| Limited English Proficient   | 0                         | ---                 | ---                  | ---                           | ---  | ---                                      | ---                                    | ---              | ---                               | ---                                     | ---   | ---  | ---                        | ---   | ---                              | 0                         | ---                  | ---                           |
| Current LEP  | 0                         | ---                 | ---                  | ---                           | ---  | ---                                      | ---                                    | ---              | ---                               | ---                                     | ---   | ---  | ---                        | ---   | ---                              | 0                         | ---                  | ---                           |
| Non-LEP (Monitored 1st Year)                                       | 0                         | ---                 | ---                  | ---                           | ---  | ---                                      | ---                                    | ---              | ---                               | ---                                     | ---   | ---  | ---                        | ---   | ---                              | 0                         | ---                  | ---                           |
| Non-LEP (Monitored 2nd Year)                                       | 0                         | ---                 | ---                  | ---                           | ---  | ---                                      | ---                                    | ---              | ---                               | ---                                     | ---   | ---  | ---                        | ---   | ---                              | 0                         | ---                  | ---                           |
| Other Non-LEP  | 11                        | 2087                | 55                   | 0                             | 18   | 2.8 56                                   | 2.6 53                                 | 2.5 49           | 3.4 67                            | 3.3 65                                  | 3.3 47  | 4.8 69                                     | 3.4 48                     | 2.4 47                                      | 4.4 48                           | 13                        | 54                   | 0                             |
| No Information Provided  | 0                         | ---                 | ---                  | ---                           | ---  | ---                                      | ---                                    | ---              | ---                               | ---                                     | ---   | ---  | ---                        | ---   | ---                              | 0                         | ---                  | ---                           |
| Bilingual/ESL Program  | 0                         | ---                 | ---                  | ---                           | ---  | ---                                      | ---                                    | ---              | ---                               | ---                                     | ---   | ---  | ---                        | ---   | ---                              | 0                         | ---                  | ---                           |
| Bilingual  | 0                         | ---                 | ---                  | ---                           | ---  | ---                                      | ---                                    | ---              | ---                               | ---                                     | ---   | ---  | ---                        | ---   | ---                              | 0                         | ---                  | ---                           |
| ESL  | 0                         | ---                 | ---                  | ---                           | ---  | ---                                      | ---                                    | ---              | ---                               | ---                                     | ---   | ---  | ---                        | ---   | ---                              | 0                         | ---                  | ---                           |
| Neither  | 11                        | 2087                | 55                   | 0                             | 18   | 2.8 56                                   | 2.6 53                                 | 2.5 49           | 3.4 67                            | 3.3 65                                  | 3.3 47  | 4.8 69                                     | 3.4 48                     | 2.4 47                                      | 4.4 48                           | 13                        | 54                   | 0                             |
| No Information Provided  | 0                         | ---                 | ---                  | ---                           | ---  | ---                                      | ---                                    | ---              | ---                               | ---                                     | ---   | ---  | ---                        | ---   | ---                              | 0                         | ---                  | ---                           |
| Special Education  | 0                         | ---                 | ---                  | ---                           | ---  | ---                                      | ---                                    | ---              | ---                               | ---                                     | ---   | ---  | ---                        | ---   | ---                              | 0                         | ---                  | ---                           |
| Yes  | 11                        | 2087                | 55                   | 0                             | 18   | 2.8 56                                   | 2.6 53                                 | 2.5 49           | 3.4 67                            | 3.3 65                                  | 3.3 47  | 4.8 69                                     | 3.4 48                     | 2.4 47                                      | 4.4 48                           | 13                        | 54                   | 0                             |
| No   | 0                         | ---                 | ---                  | ---                           | ---  | ---                                      | ---                                    | ---              | ---                               | ---                                     | ---   | ---  | ---                        | ---   | ---                              | 0                         | ---                  | ---                           |
| No Information Provided  | 0                         | ---                 | ---                  | ---                           | ---  | ---                                      | ---                                    | ---              | ---                               | ---                                     | ---   | ---  | ---                        | ---   | ---                              | 0                         | ---                  | ---                           |
| Gifted/Talented  | 0                         | ---                 | ---                  | ---                           | ---  | ---                                      | ---                                    | ---              | ---                               | ---                                     | ---   | ---  | ---                        | ---   | ---                              | 0                         | ---                  | ---                           |
| Participants   | 11                        | 2087                | 55                   | 0                             | 18   | 2.8 56                                   | 2.6 53                                 | 2.5 49           | 3.4 67                            | 3.3 65                                  | 3.3 47  | 4.8 69                                     | 3.4 48                     | 2.4 47                                      | 4.4 48                           | 13                        | 54                   | 0                             |
| Nonparticipants  | 0                         | ---                 | ---                  | ---                           | ---  | ---                                      | ---                                    | ---              | ---                               | ---                                     | ---   | ---  | ---                        | ---   | ---                              | 0                         | ---                  | ---                           |
| No Information Provided  | 0                         | ---                 | ---                  | ---                           | ---  | ---                                      | ---                                    | ---              | ---                               | ---                                     | ---   | ---  | ---                        | ---   | ---                              | 0                         | ---                  | ---                           |
| At-Risk  | 8                         | 2085                | 50                   | 0                             | 25   | 3.0 60                                   | 2.3 45                                 | 2.4 48           | 3.5 70                            | 3.1 63                                  | 3.5 50  | 4.9 70                                     | 3.3 46                     | 2.3 45                                      | 4.4 49                           | 10                        | 50                   | 0                             |
| Yes  | 3                         | ---                 | ---                  | ---                           | ---  | ---                                      | ---                                    | ---              | ---                               | ---                                     | ---   | ---  | ---                        | ---   | ---                              | 3                         | ---                  | ---                           |
| No   | 5                         | ---                 | ---                  | ---                           | ---  | ---                                      | ---                                    | ---              | ---                               | ---                                     | ---   | ---  | ---                        | ---   | ---                              | 0                         | ---                  | ---                           |
| No Information Provided  | 0                         | ---                 | ---                  | ---                           | ---  | ---                                      | ---                                    | ---              | ---                               | ---                                     | ---   | ---  | ---                        | ---   | ---                              | 0                         | ---                  | ---                           |
| Career/Technical Education   | 5                         | 2065                | 40                   | 0                             | 0  | 2.8 56                                   | 2.6 52                                 | 2.4 48           | 2.8 56                            | 3.0 60                                  | 2.8 40  | 4.8 69                                     | 3.6 51                     | 1.8 36                                      | 4.2 47                           | 7                         | 57                   | 0                             |
| Elective   | 2                         | ---                 | ---                  | ---                           | ---  | ---                                      | ---                                    | ---              | ---                               | ---                                     | ---   | ---  | ---                        | ---   | ---                              | 2                         | ---                  | ---                           |
| Coherent Sequence  | 3                         | ---                 | ---                  | ---                           | ---  | ---                                      | ---                                    | ---              | ---                               | ---                                     | ---   | ---  | ---                        | ---   | ---                              | 3                         | ---                  | ---                           |
| Tech Prep  | 1                         | ---                 | ---                  | ---                           | ---  | ---                                      | ---                                    | ---              | ---                               | ---                                     | ---   | ---  | ---                        | ---   | ---                              | 1                         | ---                  | ---                           |
| No   | 1                         | ---                 | ---                  | ---                           | ---  | ---                                      | ---                                    | ---              | ---                               | ---                                     | ---   | ---  | ---                        | ---   | ---                              | 1                         | ---                  | ---                           |
| No Information Provided  | 0                         | ---                 | ---                  | ---                           | ---  | ---                                      | ---                                    | ---              | ---                               | ---                                     | ---   | ---  | ---                        | ---   | ---                              | 0                         | ---                  | ---                           |

"---" = No Data Reported  
For Fewer Than Five Students



### All Students Not in Special Education

|   | Number of Students Tested | Results for Each Objective   |                      |                               |  |                                  | All Tests Taken                           |                                 |                          |                           |                      |                               |
|---|---------------------------|--|----------------------|-------------------------------|--|----------------------------------|---|---------------------------------|--------------------------|---------------------------|----------------------|-------------------------------|
|   |                           | Average Scale Score  | Percent Met Standard | Percent Commended Performance | 1  | 2                                | 3   | 4                               | 5                        | Number of Students Tested | Percent Met Standard | Percent Commended Performance |
|   |                           |  |                      |                               | Issues and Events in U.S. History        | Geographic Influences on History | Economic and Social Influences on History | Political Influences on History | Critical-Thinking Skills |                           |                      |                               |
|   |                           |  |                      |                               | Number of Items Tested in Each Objective |                                  |   |                                 |                          |                           |                      |                               |
| "----" = No Data Reported<br>For Fewer Than Five Students |                           |  |                      |                               | 13                                       | 9                                | 13  | 9                               | 11                       |                           |                      |                               |
|   |                           | Average Number of Items Correct / Average Percent of Items Correct |                      |                               |  |                                  |   |                                 |                          |                           |                      |                               |
| <b>All Students Not in Special Education</b>              | 0                         | ---  | ---                  | ---                           | ---                                      | ---                              | ---                                       | ---                             | ---                      | 13                        | 54                   | 0                             |
| Male  | 0                         | ---  | ---                  | ---                           | ---                                      | ---                              | ---                                       | ---                             | ---                      | 7                         | 57                   | 0                             |
| Female  | 0                         | ---  | ---                  | ---                           | ---                                      | ---                              | ---                                       | ---                             | ---                      | 6                         | 50                   | 0                             |
| No Information Provided                                   | 0                         | ---  | ---                  | ---                           | ---                                      | ---                              | ---                                       | ---                             | ---                      | 0                         | ---                  | ---                           |
| Native American   | 0                         | ---  | ---                  | ---                           | ---                                      | ---                              | ---                                       | ---                             | ---                      | 0                         | ---                  | ---                           |
| Asian   | 0                         | ---  | ---                  | ---                           | ---                                      | ---                              | ---                                       | ---                             | ---                      | 0                         | ---                  | ---                           |
| African American  | 0                         | ---  | ---                  | ---                           | ---                                      | ---                              | ---                                       | ---                             | ---                      | 9                         | 56                   | 0                             |
| Hispanic  | 0                         | ---  | ---                  | ---                           | ---                                      | ---                              | ---                                       | ---                             | ---                      | 1                         | ---                  | ---                           |
| White   | 0                         | ---  | ---                  | ---                           | ---                                      | ---                              | ---                                       | ---                             | ---                      | 3                         | ---                  | ---                           |
| No Information Provided                                   | 0                         | ---  | ---                  | ---                           | ---                                      | ---                              | ---                                       | ---                             | ---                      | 0                         | ---                  | ---                           |
| Economically Disadvantaged                                | 0                         | ---  | ---                  | ---                           | ---                                      | ---                              | ---                                       | ---                             | ---                      | 7                         | 43                   | 0                             |
| Free Meals  | 0                         | ---  | ---                  | ---                           | ---                                      | ---                              | ---                                       | ---                             | ---                      | 2                         | ---                  | ---                           |
| Reduced Meals   | 0                         | ---  | ---                  | ---                           | ---                                      | ---                              | ---                                       | ---                             | ---                      | 0                         | ---                  | ---                           |
| Other   | 0                         | ---  | ---                  | ---                           | ---                                      | ---                              | ---                                       | ---                             | ---                      | 4                         | ---                  | ---                           |
| No Information Provided                                   | 0                         | ---  | ---                  | ---                           | ---                                      | ---                              | ---                                       | ---                             | ---                      | 0                         | ---                  | ---                           |
| Title I, Part A Schoolwide Program Participants           | 0                         | ---  | ---                  | ---                           | ---                                      | ---                              | ---                                       | ---                             | ---                      | 1                         | ---                  | ---                           |
| Targeted Assistance Participants                          | 0                         | ---  | ---                  | ---                           | ---                                      | ---                              | ---                                       | ---                             | ---                      | 0                         | ---                  | ---                           |
| Nonparticipants (Previous Participants)                   | 0                         | ---  | ---                  | ---                           | ---                                      | ---                              | ---                                       | ---                             | ---                      | 0                         | ---                  | ---                           |
| Homeless Participants at Non-Title I Schools              | 0                         | ---  | ---                  | ---                           | ---                                      | ---                              | ---                                       | ---                             | ---                      | 0                         | ---                  | ---                           |
| Nonparticipants (Not Previous Participants)               | 0                         | ---  | ---                  | ---                           | ---                                      | ---                              | ---                                       | ---                             | ---                      | 12                        | 50                   | 0                             |
| No Information Provided                                   | 0                         | ---  | ---                  | ---                           | ---                                      | ---                              | ---                                       | ---                             | ---                      | 0                         | ---                  | ---                           |
| Migrant   | 0                         | ---  | ---                  | ---                           | ---                                      | ---                              | ---                                       | ---                             | ---                      | 0                         | ---                  | ---                           |
| Yes   | 0                         | ---  | ---                  | ---                           | ---                                      | ---                              | ---                                       | ---                             | ---                      | 13                        | 54                   | 0                             |
| No  | 0                         | ---  | ---                  | ---                           | ---                                      | ---                              | ---                                       | ---                             | ---                      | 0                         | ---                  | ---                           |
| No Information Provided                                   | 0                         | ---  | ---                  | ---                           | ---                                      | ---                              | ---                                       | ---                             | ---                      | 0                         | ---                  | ---                           |
| Limited English Proficient                                | 0                         | ---  | ---                  | ---                           | ---                                      | ---                              | ---                                       | ---                             | ---                      | 0                         | ---                  | ---                           |
| Current LEP   | 0                         | ---  | ---                  | ---                           | ---                                      | ---                              | ---                                       | ---                             | ---                      | 0                         | ---                  | ---                           |
| Non-LEP (Monitored 1st Year)                              | 0                         | ---  | ---                  | ---                           | ---                                      | ---                              | ---                                       | ---                             | ---                      | 0                         | ---                  | ---                           |
| Non-LEP (Monitored 2nd Year)                              | 0                         | ---  | ---                  | ---                           | ---                                      | ---                              | ---                                       | ---                             | ---                      | 0                         | ---                  | ---                           |
| Other Non-LEP   | 0                         | ---  | ---                  | ---                           | ---                                      | ---                              | ---                                       | ---                             | ---                      | 13                        | 54                   | 0                             |
| No Information Provided                                   | 0                         | ---  | ---                  | ---                           | ---                                      | ---                              | ---                                       | ---                             | ---                      | 0                         | ---                  | ---                           |
| Bilingual/ESL Program                                     | 0                         | ---  | ---                  | ---                           | ---                                      | ---                              | ---                                       | ---                             | ---                      | 0                         | ---                  | ---                           |
| Bilingual   | 0                         | ---  | ---                  | ---                           | ---                                      | ---                              | ---                                       | ---                             | ---                      | 0                         | ---                  | ---                           |
| ESL   | 0                         | ---  | ---                  | ---                           | ---                                      | ---                              | ---                                       | ---                             | ---                      | 0                         | ---                  | ---                           |
| Neither   | 0                         | ---  | ---                  | ---                           | ---                                      | ---                              | ---                                       | ---                             | ---                      | 13                        | 54                   | 0                             |
| No Information Provided                                   | 0                         | ---  | ---                  | ---                           | ---                                      | ---                              | ---                                       | ---                             | ---                      | 0                         | ---                  | ---                           |
| Special Education   | 0                         | ---  | ---                  | ---                           | ---                                      | ---                              | ---                                       | ---                             | ---                      | 0                         | ---                  | ---                           |
| Yes   | 0                         | ---  | ---                  | ---                           | ---                                      | ---                              | ---                                       | ---                             | ---                      | 13                        | 54                   | 0                             |
| No  | 0                         | ---  | ---                  | ---                           | ---                                      | ---                              | ---                                       | ---                             | ---                      | 0                         | ---                  | ---                           |
| No Information Provided                                   | 0                         | ---  | ---                  | ---                           | ---                                      | ---                              | ---                                       | ---                             | ---                      | 0                         | ---                  | ---                           |
| Gifted/Talented   | 0                         | ---  | ---                  | ---                           | ---                                      | ---                              | ---                                       | ---                             | ---                      | 0                         | ---                  | ---                           |
| Participants  | 0                         | ---  | ---                  | ---                           | ---                                      | ---                              | ---                                       | ---                             | ---                      | 13                        | 54                   | 0                             |
| Nonparticipants   | 0                         | ---  | ---                  | ---                           | ---                                      | ---                              | ---                                       | ---                             | ---                      | 0                         | ---                  | ---                           |
| No Information Provided                                   | 0                         | ---  | ---                  | ---                           | ---                                      | ---                              | ---                                       | ---                             | ---                      | 0                         | ---                  | ---                           |
| At-Risk   | 0                         | ---  | ---                  | ---                           | ---                                      | ---                              | ---                                       | ---                             | ---                      | 10                        | 50                   | 0                             |
| Yes   | 0                         | ---  | ---                  | ---                           | ---                                      | ---                              | ---                                       | ---                             | ---                      | 3                         | ---                  | ---                           |
| No  | 0                         | ---  | ---                  | ---                           | ---                                      | ---                              | ---                                       | ---                             | ---                      | 0                         | ---                  | ---                           |
| No Information Provided                                   | 0                         | ---  | ---                  | ---                           | ---                                      | ---                              | ---                                       | ---                             | ---                      | 7                         | 57                   | 0                             |
| Career/Technical Education                                | 0                         | ---  | ---                  | ---                           | ---                                      | ---                              | ---                                       | ---                             | ---                      | 2                         | ---                  | ---                           |
| Elective  | 0                         | ---  | ---                  | ---                           | ---                                      | ---                              | ---                                       | ---                             | ---                      | 0                         | ---                  | ---                           |
| Coherent Sequence   | 0                         | ---  | ---                  | ---                           | ---                                      | ---                              | ---                                       | ---                             | ---                      | 3                         | ---                  | ---                           |
| Tech Prep   | 0                         | ---  | ---                  | ---                           | ---                                      | ---                              | ---                                       | ---                             | ---                      | 1                         | ---                  | ---                           |
| No  | 0                         | ---  | ---                  | ---                           | ---                                      | ---                              | ---                                       | ---                             | ---                      | 0                         | ---                  | ---                           |
| No Information Provided                                   | 0                         | ---  | ---                  | ---                           | ---                                      | ---                              | ---                                       | ---                             | ---                      | 0                         | ---                  | ---                           |



### All Students Not in Special Education

|   | Number of Students Tested      | Results for Each Objective                       |                                     |                               |  |     |     |     |     |     |     | All Tests Taken |     |     |                           |                      |                               |
|---|--------------------------------|--|-------------------------------------|-------------------------------|--|-----|-----|-----|-----|-----|-----|-----------------|-----|-----|---------------------------|----------------------|-------------------------------|
|   |                                | Average Scale Score                              | Percent Met Standard                | Percent Commended Performance | 1  |     | 2   |     | 3   |     | 4   |                 | 5   |     | Number of Students Tested | Percent Met Standard | Percent Commended Performance |
|   |                                |  |                                     |                               | Number of Items Tested in Each Objective                           |     |     |     |     |     |     |                 |     |     |                           |                      |                               |
|   |                                |  |                                     |                               | 17   |     | 8   |     | 8   |     | 11  |                 | 11  |     |                           |                      |                               |
|   |                                |  |                                     |                               | Average Number of Items Correct / Average Percent of Items Correct |     |     |     |     |     |     |                 |     |     |                           |                      |                               |
| Nature of Science                               | Organization of Living Systems | Interdependence of Organisms and the Environment | Structures and Properties of Matter | Motion, Forces, and Energy    |  |     |     |     |     |     |     |                 |     |     |                           |                      |                               |
| <b>All Students Not in Special Education</b>    | 5                              | 2065   | 40                                  | 0                             | 7.4  | 44  | 4.0 | 50  | 4.2 | 53  | 6.4 | 58              | 5.8 | 53  | 13                        | 54                   | 0                             |
| Male  | 1                              | ---  | ---                                 | ---                           | ---  | --- | --- | --- | --- | --- | --- | ---             | --- | --- | 7                         | 57                   | 0                             |
| Female  | 4                              | ---  | ---                                 | ---                           | ---  | --- | --- | --- | --- | --- | --- | ---             | --- | --- | 6                         | 50                   | 0                             |
| No Information Provided                         | 0                              | ---  | ---                                 | ---                           | ---  | --- | --- | --- | --- | --- | --- | ---             | --- | --- | 0                         | ---                  | ---                           |
| Native American                                 | 0                              | ---  | ---                                 | ---                           | ---  | --- | --- | --- | --- | --- | --- | ---             | --- | --- | 0                         | ---                  | ---                           |
| Asian   | 0                              | ---  | ---                                 | ---                           | ---  | --- | --- | --- | --- | --- | --- | ---             | --- | --- | 0                         | ---                  | ---                           |
| African American                                | 4                              | ---  | ---                                 | ---                           | ---  | --- | --- | --- | --- | --- | --- | ---             | --- | --- | 9                         | 56                   | 0                             |
| Hispanic  | 0                              | ---  | ---                                 | ---                           | ---  | --- | --- | --- | --- | --- | --- | ---             | --- | --- | 1                         | ---                  | ---                           |
| White   | 1                              | ---  | ---                                 | ---                           | ---  | --- | --- | --- | --- | --- | --- | ---             | --- | --- | 3                         | ---                  | ---                           |
| No Information Provided                         | 0                              | ---  | ---                                 | ---                           | ---  | --- | --- | --- | --- | --- | --- | ---             | --- | --- | 0                         | ---                  | ---                           |
| Economically Disadvantaged                      | 4                              | ---  | ---                                 | ---                           | ---  | --- | --- | --- | --- | --- | --- | ---             | --- | --- | 7                         | 43                   | 0                             |
| Free Meals                                      | 0                              | ---  | ---                                 | ---                           | ---  | --- | --- | --- | --- | --- | --- | ---             | --- | --- | 2                         | ---                  | ---                           |
| Reduced Meals                                   | 0                              | ---  | ---                                 | ---                           | ---  | --- | --- | --- | --- | --- | --- | ---             | --- | --- | 0                         | ---                  | ---                           |
| Other   | 1                              | ---  | ---                                 | ---                           | ---  | --- | --- | --- | --- | --- | --- | ---             | --- | --- | 4                         | ---                  | ---                           |
| No Information Provided                         | 0                              | ---  | ---                                 | ---                           | ---  | --- | --- | --- | --- | --- | --- | ---             | --- | --- | 0                         | ---                  | ---                           |
| Title I, Part A Schoolwide Program Participants | 0                              | ---  | ---                                 | ---                           | ---  | --- | --- | --- | --- | --- | --- | ---             | --- | --- | 1                         | ---                  | ---                           |
| Targeted Assistance Participants                | 0                              | ---  | ---                                 | ---                           | ---  | --- | --- | --- | --- | --- | --- | ---             | --- | --- | 0                         | ---                  | ---                           |
| Nonparticipants (Previous Participants)         | 0                              | ---  | ---                                 | ---                           | ---  | --- | --- | --- | --- | --- | --- | ---             | --- | --- | 0                         | ---                  | ---                           |
| Homeless Participants at Non-Title I Schools    | 0                              | ---  | ---                                 | ---                           | ---  | --- | --- | --- | --- | --- | --- | ---             | --- | --- | 0                         | ---                  | ---                           |
| Nonparticipants (Not Previous Participants)     | 5                              | 2065   | 40                                  | 0                             | 7.4  | 44  | 4.0 | 50  | 4.2 | 53  | 6.4 | 58              | 5.8 | 53  | 12                        | 50                   | 0                             |
| No Information Provided                         | 0                              | ---  | ---                                 | ---                           | ---  | --- | --- | --- | --- | --- | --- | ---             | --- | --- | 0                         | ---                  | ---                           |
| Migrant   | 0                              | ---  | ---                                 | ---                           | ---  | --- | --- | --- | --- | --- | --- | ---             | --- | --- | 0                         | ---                  | ---                           |
| Yes   | 5                              | 2065   | 40                                  | 0                             | 7.4  | 44  | 4.0 | 50  | 4.2 | 53  | 6.4 | 58              | 5.8 | 53  | 13                        | 54                   | 0                             |
| No  | 0                              | ---  | ---                                 | ---                           | ---  | --- | --- | --- | --- | --- | --- | ---             | --- | --- | 0                         | ---                  | ---                           |
| No Information Provided                         | 0                              | ---  | ---                                 | ---                           | ---  | --- | --- | --- | --- | --- | --- | ---             | --- | --- | 0                         | ---                  | ---                           |
| Limited English Proficient                      | 0                              | ---  | ---                                 | ---                           | ---  | --- | --- | --- | --- | --- | --- | ---             | --- | --- | 0                         | ---                  | ---                           |
| Current LEP                                     | 0                              | ---  | ---                                 | ---                           | ---  | --- | --- | --- | --- | --- | --- | ---             | --- | --- | 0                         | ---                  | ---                           |
| Non-LEP (Monitored 1st Year)                    | 0                              | ---  | ---                                 | ---                           | ---  | --- | --- | --- | --- | --- | --- | ---             | --- | --- | 0                         | ---                  | ---                           |
| Non-LEP (Monitored 2nd Year)                    | 0                              | ---  | ---                                 | ---                           | ---  | --- | --- | --- | --- | --- | --- | ---             | --- | --- | 0                         | ---                  | ---                           |
| Other Non-LEP                                   | 5                              | 2065   | 40                                  | 0                             | 7.4  | 44  | 4.0 | 50  | 4.2 | 53  | 6.4 | 58              | 5.8 | 53  | 13                        | 54                   | 0                             |
| No Information Provided                         | 0                              | ---  | ---                                 | ---                           | ---  | --- | --- | --- | --- | --- | --- | ---             | --- | --- | 0                         | ---                  | ---                           |
| Bilingual/ESL Program                           | 0                              | ---  | ---                                 | ---                           | ---  | --- | --- | --- | --- | --- | --- | ---             | --- | --- | 0                         | ---                  | ---                           |
| Bilingual                                       | 0                              | ---  | ---                                 | ---                           | ---  | --- | --- | --- | --- | --- | --- | ---             | --- | --- | 0                         | ---                  | ---                           |
| ESL   | 0                              | ---  | ---                                 | ---                           | ---  | --- | --- | --- | --- | --- | --- | ---             | --- | --- | 0                         | ---                  | ---                           |
| Neither   | 5                              | 2065   | 40                                  | 0                             | 7.4  | 44  | 4.0 | 50  | 4.2 | 53  | 6.4 | 58              | 5.8 | 53  | 13                        | 54                   | 0                             |
| No Information Provided                         | 0                              | ---  | ---                                 | ---                           | ---  | --- | --- | --- | --- | --- | --- | ---             | --- | --- | 0                         | ---                  | ---                           |
| Special Education                               | 0                              | ---  | ---                                 | ---                           | ---  | --- | --- | --- | --- | --- | --- | ---             | --- | --- | 0                         | ---                  | ---                           |
| Yes   | 5                              | 2065   | 40                                  | 0                             | 7.4  | 44  | 4.0 | 50  | 4.2 | 53  | 6.4 | 58              | 5.8 | 53  | 13                        | 54                   | 0                             |
| No  | 0                              | ---  | ---                                 | ---                           | ---  | --- | --- | --- | --- | --- | --- | ---             | --- | --- | 0                         | ---                  | ---                           |
| No Information Provided                         | 0                              | ---  | ---                                 | ---                           | ---  | --- | --- | --- | --- | --- | --- | ---             | --- | --- | 0                         | ---                  | ---                           |
| Gifted/Talented                                 | 0                              | ---  | ---                                 | ---                           | ---  | --- | --- | --- | --- | --- | --- | ---             | --- | --- | 0                         | ---                  | ---                           |
| Participants                                    | 5                              | 2065   | 40                                  | 0                             | 7.4  | 44  | 4.0 | 50  | 4.2 | 53  | 6.4 | 58              | 5.8 | 53  | 13                        | 54                   | 0                             |
| Nonparticipants                                 | 0                              | ---  | ---                                 | ---                           | ---  | --- | --- | --- | --- | --- | --- | ---             | --- | --- | 0                         | ---                  | ---                           |
| No Information Provided                         | 0                              | ---  | ---                                 | ---                           | ---  | --- | --- | --- | --- | --- | --- | ---             | --- | --- | 0                         | ---                  | ---                           |
| At-Risk   | 4                              | ---  | ---                                 | ---                           | ---  | --- | --- | --- | --- | --- | --- | ---             | --- | --- | 10                        | 50                   | 0                             |
| Yes   | 1                              | ---  | ---                                 | ---                           | ---  | --- | --- | --- | --- | --- | --- | ---             | --- | --- | 3                         | ---                  | ---                           |
| No  | 0                              | ---  | ---                                 | ---                           | ---  | --- | --- | --- | --- | --- | --- | ---             | --- | --- | 0                         | ---                  | ---                           |
| No Information Provided                         | 0                              | ---  | ---                                 | ---                           | ---  | --- | --- | --- | --- | --- | --- | ---             | --- | --- | 0                         | ---                  | ---                           |
| Career/Technical Education                      | 3                              | ---  | ---                                 | ---                           | ---  | --- | --- | --- | --- | --- | --- | ---             | --- | --- | 7                         | 57                   | 0                             |
| Elective  | 1                              | ---  | ---                                 | ---                           | ---  | --- | --- | --- | --- | --- | --- | ---             | --- | --- | 2                         | ---                  | ---                           |
| Coherent Sequence                               | 1                              | ---  | ---                                 | ---                           | ---  | --- | --- | --- | --- | --- | --- | ---             | --- | --- | 3                         | ---                  | ---                           |
| Tech Prep                                       | 0                              | ---  | ---                                 | ---                           | ---  | --- | --- | --- | --- | --- | --- | ---             | --- | --- | 1                         | ---                  | ---                           |
| No  | 0                              | ---  | ---                                 | ---                           | ---  | --- | --- | --- | --- | --- | --- | ---             | --- | --- | 0                         | ---                  | ---                           |
| No Information Provided                         | 0                              | ---  | ---                                 | ---                           | ---  | --- | --- | --- | --- | --- | --- | ---             | --- | --- | 0                         | ---                  | ---                           |

"---" = No Data Reported  
For Fewer Than Five Students



## Special Education Students

|  | Number of Students Tested | Average Scale Score | Percent Met Standard | Percent Commented Performance | Percent Met THE/CB Standard for Higher Education Readiness | Results for Each Objective               |                                  |  |                         |                           |                      | All Tests Taken               |  |   |
|--|---------------------------|---------------------|----------------------|-------------------------------|--|--|----------------------------------|--|-------------------------|---------------------------|----------------------|-------------------------------|--|---|
|  |                           |                     |                      |                               |  | 1  | 2                                | 3  | 6                       | Number of Students Tested | Percent Met Standard | Percent Commented Performance |  |   |
|  |                           |                     |                      |                               |  | Basic Understanding                      | Literary Elements and Techniques | Short Answer Rating (Literary Selection) | Analysis and Evaluation |                           |                      |                               | Short Answer Rating (Expository Selection) | Short Answer Rating (Connecting Selections) |
|  |                           |                     |                      |                               |  | Number of Items Tested in Each Objective |                                  |  |                         |                           |                      |                               |  |   |
|  |                           |                     |                      |                               |  | 8  | 8                                | 3  | 12                      | 3                         | 3                    | 20                            |  |   |
| Average Number of Items Correct / Average Percent of Items Correct |                           |                     |                      |                               |  |  |                                  |  |                         |                           |                      |                               |  |   |
| All Special Education Students                                     | 0                         | ---                 | ---                  | ---                           | ---  | ---                                      | ---                              | ---                                      | ---                     | ---                       | 0                    | ---                           | ---  |   |
| Male   | 0                         | ---                 | ---                  | ---                           | ---  | ---                                      | ---                              | ---                                      | ---                     | ---                       | 0                    | ---                           | ---  |   |
| Female   | 0                         | ---                 | ---                  | ---                           | ---  | ---                                      | ---                              | ---                                      | ---                     | ---                       | 0                    | ---                           | ---  |   |
| No Information Provided  | 0                         | ---                 | ---                  | ---                           | ---  | ---                                      | ---                              | ---                                      | ---                     | ---                       | 0                    | ---                           | ---  |   |
| Native American  | 0                         | ---                 | ---                  | ---                           | ---  | ---                                      | ---                              | ---                                      | ---                     | ---                       | 0                    | ---                           | ---  |   |
| Asian  | 0                         | ---                 | ---                  | ---                           | ---  | ---                                      | ---                              | ---                                      | ---                     | ---                       | 0                    | ---                           | ---  |   |
| African American   | 0                         | ---                 | ---                  | ---                           | ---  | ---                                      | ---                              | ---                                      | ---                     | ---                       | 0                    | ---                           | ---  |   |
| Hispanic   | 0                         | ---                 | ---                  | ---                           | ---  | ---                                      | ---                              | ---                                      | ---                     | ---                       | 0                    | ---                           | ---  |   |
| White  | 0                         | ---                 | ---                  | ---                           | ---  | ---                                      | ---                              | ---                                      | ---                     | ---                       | 0                    | ---                           | ---  |   |
| No Information Provided  | 0                         | ---                 | ---                  | ---                           | ---  | ---                                      | ---                              | ---                                      | ---                     | ---                       | 0                    | ---                           | ---  |   |
| Economically Disadvantaged   | 0                         | ---                 | ---                  | ---                           | ---  | ---                                      | ---                              | ---                                      | ---                     | ---                       | 0                    | ---                           | ---  |   |
| Free Meals   | 0                         | ---                 | ---                  | ---                           | ---  | ---                                      | ---                              | ---                                      | ---                     | ---                       | 0                    | ---                           | ---  |   |
| Reduced Meals  | 0                         | ---                 | ---                  | ---                           | ---  | ---                                      | ---                              | ---                                      | ---                     | ---                       | 0                    | ---                           | ---  |   |
| Other  | 0                         | ---                 | ---                  | ---                           | ---  | ---                                      | ---                              | ---                                      | ---                     | ---                       | 0                    | ---                           | ---  |   |
| No Information Provided  | 0                         | ---                 | ---                  | ---                           | ---  | ---                                      | ---                              | ---                                      | ---                     | ---                       | 0                    | ---                           | ---  |   |
| Title I, Part A Schoolwide Program Participants                    | 0                         | ---                 | ---                  | ---                           | ---  | ---                                      | ---                              | ---                                      | ---                     | ---                       | 0                    | ---                           | ---  |   |
| Targeted Assistance Participants                                   | 0                         | ---                 | ---                  | ---                           | ---  | ---                                      | ---                              | ---                                      | ---                     | ---                       | 0                    | ---                           | ---  |   |
| Nonparticipants (Previous Participants)                            | 0                         | ---                 | ---                  | ---                           | ---  | ---                                      | ---                              | ---                                      | ---                     | ---                       | 0                    | ---                           | ---  |   |
| Homeless Participants at Non-Title I Schools                       | 0                         | ---                 | ---                  | ---                           | ---  | ---                                      | ---                              | ---                                      | ---                     | ---                       | 0                    | ---                           | ---  |   |
| Nonparticipants (Not Previous Participants)                        | 0                         | ---                 | ---                  | ---                           | ---  | ---                                      | ---                              | ---                                      | ---                     | ---                       | 0                    | ---                           | ---  |   |
| No Information Provided  | 0                         | ---                 | ---                  | ---                           | ---  | ---                                      | ---                              | ---                                      | ---                     | ---                       | 0                    | ---                           | ---  |   |
| Migrant  | 0                         | ---                 | ---                  | ---                           | ---  | ---                                      | ---                              | ---                                      | ---                     | ---                       | 0                    | ---                           | ---  |   |
| Yes  | 0                         | ---                 | ---                  | ---                           | ---  | ---                                      | ---                              | ---                                      | ---                     | ---                       | 0                    | ---                           | ---  |   |
| No   | 0                         | ---                 | ---                  | ---                           | ---  | ---                                      | ---                              | ---                                      | ---                     | ---                       | 0                    | ---                           | ---  |   |
| No Information Provided  | 0                         | ---                 | ---                  | ---                           | ---  | ---                                      | ---                              | ---                                      | ---                     | ---                       | 0                    | ---                           | ---  |   |
| Limited English Proficient   | 0                         | ---                 | ---                  | ---                           | ---  | ---                                      | ---                              | ---                                      | ---                     | ---                       | 0                    | ---                           | ---  |   |
| Current LEP  | 0                         | ---                 | ---                  | ---                           | ---  | ---                                      | ---                              | ---                                      | ---                     | ---                       | 0                    | ---                           | ---  |   |
| Non-LEP (Monitored 1st Year)                                       | 0                         | ---                 | ---                  | ---                           | ---  | ---                                      | ---                              | ---                                      | ---                     | ---                       | 0                    | ---                           | ---  |   |
| Non-LEP (Monitored 2nd Year)                                       | 0                         | ---                 | ---                  | ---                           | ---  | ---                                      | ---                              | ---                                      | ---                     | ---                       | 0                    | ---                           | ---  |   |
| Other Non-LEP  | 0                         | ---                 | ---                  | ---                           | ---  | ---                                      | ---                              | ---                                      | ---                     | ---                       | 0                    | ---                           | ---  |   |
| No Information Provided  | 0                         | ---                 | ---                  | ---                           | ---  | ---                                      | ---                              | ---                                      | ---                     | ---                       | 0                    | ---                           | ---  |   |
| Bilingual/ESL Program  | 0                         | ---                 | ---                  | ---                           | ---  | ---                                      | ---                              | ---                                      | ---                     | ---                       | 0                    | ---                           | ---  |   |
| Bilingual  | 0                         | ---                 | ---                  | ---                           | ---  | ---                                      | ---                              | ---                                      | ---                     | ---                       | 0                    | ---                           | ---  |   |
| ESL  | 0                         | ---                 | ---                  | ---                           | ---  | ---                                      | ---                              | ---                                      | ---                     | ---                       | 0                    | ---                           | ---  |   |
| Neither  | 0                         | ---                 | ---                  | ---                           | ---  | ---                                      | ---                              | ---                                      | ---                     | ---                       | 0                    | ---                           | ---  |   |
| No Information Provided  | 0                         | ---                 | ---                  | ---                           | ---  | ---                                      | ---                              | ---                                      | ---                     | ---                       | 0                    | ---                           | ---  |   |
| Special Education  | 0                         | ---                 | ---                  | ---                           | ---  | ---                                      | ---                              | ---                                      | ---                     | ---                       | 0                    | ---                           | ---  |   |
| Yes  | 0                         | ---                 | ---                  | ---                           | ---  | ---                                      | ---                              | ---                                      | ---                     | ---                       | 0                    | ---                           | ---  |   |
| No   | 0                         | ---                 | ---                  | ---                           | ---  | ---                                      | ---                              | ---                                      | ---                     | ---                       | 0                    | ---                           | ---  |   |
| No Information Provided  | 0                         | ---                 | ---                  | ---                           | ---  | ---                                      | ---                              | ---                                      | ---                     | ---                       | 0                    | ---                           | ---  |   |
| Gifted/Talented  | 0                         | ---                 | ---                  | ---                           | ---  | ---                                      | ---                              | ---                                      | ---                     | ---                       | 0                    | ---                           | ---  |   |
| Participants   | 0                         | ---                 | ---                  | ---                           | ---  | ---                                      | ---                              | ---                                      | ---                     | ---                       | 0                    | ---                           | ---  |   |
| Nonparticipants  | 0                         | ---                 | ---                  | ---                           | ---  | ---                                      | ---                              | ---                                      | ---                     | ---                       | 0                    | ---                           | ---  |   |
| No Information Provided  | 0                         | ---                 | ---                  | ---                           | ---  | ---                                      | ---                              | ---                                      | ---                     | ---                       | 0                    | ---                           | ---  |   |
| At-Risk  | 0                         | ---                 | ---                  | ---                           | ---  | ---                                      | ---                              | ---                                      | ---                     | ---                       | 0                    | ---                           | ---  |   |
| Yes  | 0                         | ---                 | ---                  | ---                           | ---  | ---                                      | ---                              | ---                                      | ---                     | ---                       | 0                    | ---                           | ---  |   |
| No   | 0                         | ---                 | ---                  | ---                           | ---  | ---                                      | ---                              | ---                                      | ---                     | ---                       | 0                    | ---                           | ---  |   |
| No Information Provided  | 0                         | ---                 | ---                  | ---                           | ---  | ---                                      | ---                              | ---                                      | ---                     | ---                       | 0                    | ---                           | ---  |   |
| Career/Technical Education   | 0                         | ---                 | ---                  | ---                           | ---  | ---                                      | ---                              | ---                                      | ---                     | ---                       | 0                    | ---                           | ---  |   |
| Elective   | 0                         | ---                 | ---                  | ---                           | ---  | ---                                      | ---                              | ---                                      | ---                     | ---                       | 0                    | ---                           | ---  |   |
| Coherent Sequence  | 0                         | ---                 | ---                  | ---                           | ---  | ---                                      | ---                              | ---                                      | ---                     | ---                       | 0                    | ---                           | ---  |   |
| Tech Prep  | 0                         | ---                 | ---                  | ---                           | ---  | ---                                      | ---                              | ---                                      | ---                     | ---                       | 0                    | ---                           | ---  |   |
| No   | 0                         | ---                 | ---                  | ---                           | ---  | ---                                      | ---                              | ---                                      | ---                     | ---                       | 0                    | ---                           | ---  |   |
| No Information Provided  | 0                         | ---                 | ---                  | ---                           | ---  | ---                                      | ---                              | ---                                      | ---                     | ---                       | 0                    | ---                           | ---  |   |

\* Written Composition information can be found on the Summary Report and Written Performance Summary Report.





### Special Education Students

|  | Number of Students Tested | Results for Each Objective   |                      |                               |  |                                  | All Tests Taken                           |                                 |                          |                           |                      |                               |
|--|---------------------------|--|----------------------|-------------------------------|--|----------------------------------|---|---------------------------------|--------------------------|---------------------------|----------------------|-------------------------------|
|  |                           | Average Scale Score  | Percent Met Standard | Percent Commended Performance | 1  | 2                                | 3   | 4                               | 5                        | Number of Students Tested | Percent Met Standard | Percent Commended Performance |
|  |                           |  |                      |                               | Issues and Events in U.S. History        | Geographic Influences on History | Economic and Social Influences on History | Political Influences on History | Critical-Thinking Skills |                           |                      |                               |
|  |                           |  |                      |                               | Number of Items Tested in Each Objective |                                  |   |                                 |                          |                           |                      |                               |
| "---" = No Data Reported<br>For Fewer Than Five Students |                           |  |                      |                               | 13                                       | 9                                | 13  | 9                               | 11                       |                           |                      |                               |
|  |                           | Average Number of Items Correct / Average Percent of Items Correct |                      |                               |  |                                  |   |                                 |                          |                           |                      |                               |
| <b>All Special Education Students</b>                    | 0                         | ---  | ---                  | ---                           | ---                                      | ---                              | ---                                       | ---                             | ---                      | 0                         | ---                  | ---                           |
| Male   | 0                         | ---  | ---                  | ---                           | ---                                      | ---                              | ---                                       | ---                             | ---                      | 0                         | ---                  | ---                           |
| Female   | 0                         | ---  | ---                  | ---                           | ---                                      | ---                              | ---                                       | ---                             | ---                      | 0                         | ---                  | ---                           |
| No Information Provided                                  | 0                         | ---  | ---                  | ---                           | ---                                      | ---                              | ---                                       | ---                             | ---                      | 0                         | ---                  | ---                           |
| Native American  | 0                         | ---  | ---                  | ---                           | ---                                      | ---                              | ---                                       | ---                             | ---                      | 0                         | ---                  | ---                           |
| Asian  | 0                         | ---  | ---                  | ---                           | ---                                      | ---                              | ---                                       | ---                             | ---                      | 0                         | ---                  | ---                           |
| African American   | 0                         | ---  | ---                  | ---                           | ---                                      | ---                              | ---                                       | ---                             | ---                      | 0                         | ---                  | ---                           |
| Hispanic   | 0                         | ---  | ---                  | ---                           | ---                                      | ---                              | ---                                       | ---                             | ---                      | 0                         | ---                  | ---                           |
| White  | 0                         | ---  | ---                  | ---                           | ---                                      | ---                              | ---                                       | ---                             | ---                      | 0                         | ---                  | ---                           |
| No Information Provided                                  | 0                         | ---  | ---                  | ---                           | ---                                      | ---                              | ---                                       | ---                             | ---                      | 0                         | ---                  | ---                           |
| Economically Disadvantaged                               | 0                         | ---  | ---                  | ---                           | ---                                      | ---                              | ---                                       | ---                             | ---                      | 0                         | ---                  | ---                           |
| Free Meals   | 0                         | ---  | ---                  | ---                           | ---                                      | ---                              | ---                                       | ---                             | ---                      | 0                         | ---                  | ---                           |
| Reduced Meals  | 0                         | ---  | ---                  | ---                           | ---                                      | ---                              | ---                                       | ---                             | ---                      | 0                         | ---                  | ---                           |
| Other  | 0                         | ---  | ---                  | ---                           | ---                                      | ---                              | ---                                       | ---                             | ---                      | 0                         | ---                  | ---                           |
| No Information Provided                                  | 0                         | ---  | ---                  | ---                           | ---                                      | ---                              | ---                                       | ---                             | ---                      | 0                         | ---                  | ---                           |
| Title I, Part A Schoolwide Program Participants          | 0                         | ---  | ---                  | ---                           | ---                                      | ---                              | ---                                       | ---                             | ---                      | 0                         | ---                  | ---                           |
| Targeted Assistance Participants                         | 0                         | ---  | ---                  | ---                           | ---                                      | ---                              | ---                                       | ---                             | ---                      | 0                         | ---                  | ---                           |
| Nonparticipants (Previous Participants)                  | 0                         | ---  | ---                  | ---                           | ---                                      | ---                              | ---                                       | ---                             | ---                      | 0                         | ---                  | ---                           |
| Homeless Participants at Non-Title I Schools             | 0                         | ---  | ---                  | ---                           | ---                                      | ---                              | ---                                       | ---                             | ---                      | 0                         | ---                  | ---                           |
| Nonparticipants (Not Previous Participants)              | 0                         | ---  | ---                  | ---                           | ---                                      | ---                              | ---                                       | ---                             | ---                      | 0                         | ---                  | ---                           |
| No Information Provided                                  | 0                         | ---  | ---                  | ---                           | ---                                      | ---                              | ---                                       | ---                             | ---                      | 0                         | ---                  | ---                           |
| Migrant  | 0                         | ---  | ---                  | ---                           | ---                                      | ---                              | ---                                       | ---                             | ---                      | 0                         | ---                  | ---                           |
| Yes  | 0                         | ---  | ---                  | ---                           | ---                                      | ---                              | ---                                       | ---                             | ---                      | 0                         | ---                  | ---                           |
| No   | 0                         | ---  | ---                  | ---                           | ---                                      | ---                              | ---                                       | ---                             | ---                      | 0                         | ---                  | ---                           |
| No Information Provided                                  | 0                         | ---  | ---                  | ---                           | ---                                      | ---                              | ---                                       | ---                             | ---                      | 0                         | ---                  | ---                           |
| Limited English Proficient                               | 0                         | ---  | ---                  | ---                           | ---                                      | ---                              | ---                                       | ---                             | ---                      | 0                         | ---                  | ---                           |
| Current LEP  | 0                         | ---  | ---                  | ---                           | ---                                      | ---                              | ---                                       | ---                             | ---                      | 0                         | ---                  | ---                           |
| Non-LEP (Monitored 1st Year)                             | 0                         | ---  | ---                  | ---                           | ---                                      | ---                              | ---                                       | ---                             | ---                      | 0                         | ---                  | ---                           |
| Non-LEP (Monitored 2nd Year)                             | 0                         | ---  | ---                  | ---                           | ---                                      | ---                              | ---                                       | ---                             | ---                      | 0                         | ---                  | ---                           |
| Other Non-LEP  | 0                         | ---  | ---                  | ---                           | ---                                      | ---                              | ---                                       | ---                             | ---                      | 0                         | ---                  | ---                           |
| No Information Provided                                  | 0                         | ---  | ---                  | ---                           | ---                                      | ---                              | ---                                       | ---                             | ---                      | 0                         | ---                  | ---                           |
| Bilingual/ESL Program                                    | 0                         | ---  | ---                  | ---                           | ---                                      | ---                              | ---                                       | ---                             | ---                      | 0                         | ---                  | ---                           |
| Bilingual  | 0                         | ---  | ---                  | ---                           | ---                                      | ---                              | ---                                       | ---                             | ---                      | 0                         | ---                  | ---                           |
| ESL  | 0                         | ---  | ---                  | ---                           | ---                                      | ---                              | ---                                       | ---                             | ---                      | 0                         | ---                  | ---                           |
| Neither  | 0                         | ---  | ---                  | ---                           | ---                                      | ---                              | ---                                       | ---                             | ---                      | 0                         | ---                  | ---                           |
| No Information Provided                                  | 0                         | ---  | ---                  | ---                           | ---                                      | ---                              | ---                                       | ---                             | ---                      | 0                         | ---                  | ---                           |
| Special Education  | 0                         | ---  | ---                  | ---                           | ---                                      | ---                              | ---                                       | ---                             | ---                      | 0                         | ---                  | ---                           |
| Yes  | 0                         | ---  | ---                  | ---                           | ---                                      | ---                              | ---                                       | ---                             | ---                      | 0                         | ---                  | ---                           |
| No   | 0                         | ---  | ---                  | ---                           | ---                                      | ---                              | ---                                       | ---                             | ---                      | 0                         | ---                  | ---                           |
| No Information Provided                                  | 0                         | ---  | ---                  | ---                           | ---                                      | ---                              | ---                                       | ---                             | ---                      | 0                         | ---                  | ---                           |
| Gifted/Talented  | 0                         | ---  | ---                  | ---                           | ---                                      | ---                              | ---                                       | ---                             | ---                      | 0                         | ---                  | ---                           |
| Participants   | 0                         | ---  | ---                  | ---                           | ---                                      | ---                              | ---                                       | ---                             | ---                      | 0                         | ---                  | ---                           |
| Nonparticipants  | 0                         | ---  | ---                  | ---                           | ---                                      | ---                              | ---                                       | ---                             | ---                      | 0                         | ---                  | ---                           |
| No Information Provided                                  | 0                         | ---  | ---                  | ---                           | ---                                      | ---                              | ---                                       | ---                             | ---                      | 0                         | ---                  | ---                           |
| At-Risk  | 0                         | ---  | ---                  | ---                           | ---                                      | ---                              | ---                                       | ---                             | ---                      | 0                         | ---                  | ---                           |
| Yes  | 0                         | ---  | ---                  | ---                           | ---                                      | ---                              | ---                                       | ---                             | ---                      | 0                         | ---                  | ---                           |
| No   | 0                         | ---  | ---                  | ---                           | ---                                      | ---                              | ---                                       | ---                             | ---                      | 0                         | ---                  | ---                           |
| No Information Provided                                  | 0                         | ---  | ---                  | ---                           | ---                                      | ---                              | ---                                       | ---                             | ---                      | 0                         | ---                  | ---                           |
| Career/Technical Education                               | 0                         | ---  | ---                  | ---                           | ---                                      | ---                              | ---                                       | ---                             | ---                      | 0                         | ---                  | ---                           |
| Elective   | 0                         | ---  | ---                  | ---                           | ---                                      | ---                              | ---                                       | ---                             | ---                      | 0                         | ---                  | ---                           |
| Coherent Sequence  | 0                         | ---  | ---                  | ---                           | ---                                      | ---                              | ---                                       | ---                             | ---                      | 0                         | ---                  | ---                           |
| Tech Prep  | 0                         | ---  | ---                  | ---                           | ---                                      | ---                              | ---                                       | ---                             | ---                      | 0                         | ---                  | ---                           |
| No   | 0                         | ---  | ---                  | ---                           | ---                                      | ---                              | ---                                       | ---                             | ---                      | 0                         | ---                  | ---                           |
| No Information Provided                                  | 0                         | ---  | ---                  | ---                           | ---                                      | ---                              | ---                                       | ---                             | ---                      | 0                         | ---                  | ---                           |



### Special Education Students

|  | Number of Students Tested | Average Scale Score | Percent Met Standard | Percent Commended Performance | Results for Each Objective   |                                |  |                                     |                            | All Tests Taken           |                      |                               |     |
|--|---------------------------|---------------------|----------------------|-------------------------------|--|--------------------------------|--|-------------------------------------|----------------------------|---------------------------|----------------------|-------------------------------|-----|
|  |                           |                     |                      |                               | 1  | 2                              | 3  | 4                                   | 5                          | Number of Students Tested | Percent Met Standard | Percent Commended Performance |     |
|  |                           |                     |                      |                               | Nature of Science  | Organization of Living Systems | Interdependence of Organisms and the Environment | Structures and Properties of Matter | Motion, Forces, and Energy |                           |                      |                               |     |
|  |                           |                     |                      |                               | Number of Items Tested in Each Objective                           |                                |  |                                     |                            |                           |                      |                               |     |
| <i>"---" = No Data Reported<br/>For Fewer Than Five Students</i> |                           |                     |                      |                               | 17   | 8                              | 8  | 11                                  | 11                         |                           |                      |                               |     |
|  |                           |                     |                      |                               | Average Number of Items Correct / Average Percent of Items Correct |                                |  |                                     |                            |                           |                      |                               |     |
| <b>All Special Education Students</b>                            | 0                         | ---                 | ---                  | ---                           | ---  | ---                            | ---  | ---                                 | ---                        | ---                       | 0                    | ---                           | --- |
| Male   | 0                         | ---                 | ---                  | ---                           | ---  | ---                            | ---  | ---                                 | ---                        | ---                       | 0                    | ---                           | --- |
| Female   | 0                         | ---                 | ---                  | ---                           | ---  | ---                            | ---  | ---                                 | ---                        | ---                       | 0                    | ---                           | --- |
| No Information Provided  | 0                         | ---                 | ---                  | ---                           | ---  | ---                            | ---  | ---                                 | ---                        | ---                       | 0                    | ---                           | --- |
| Native American  | 0                         | ---                 | ---                  | ---                           | ---  | ---                            | ---  | ---                                 | ---                        | ---                       | 0                    | ---                           | --- |
| Asian  | 0                         | ---                 | ---                  | ---                           | ---  | ---                            | ---  | ---                                 | ---                        | ---                       | 0                    | ---                           | --- |
| African American   | 0                         | ---                 | ---                  | ---                           | ---  | ---                            | ---  | ---                                 | ---                        | ---                       | 0                    | ---                           | --- |
| Hispanic   | 0                         | ---                 | ---                  | ---                           | ---  | ---                            | ---  | ---                                 | ---                        | ---                       | 0                    | ---                           | --- |
| White  | 0                         | ---                 | ---                  | ---                           | ---  | ---                            | ---  | ---                                 | ---                        | ---                       | 0                    | ---                           | --- |
| No Information Provided  | 0                         | ---                 | ---                  | ---                           | ---  | ---                            | ---  | ---                                 | ---                        | ---                       | 0                    | ---                           | --- |
| Economically Disadvantaged                                       | 0                         | ---                 | ---                  | ---                           | ---  | ---                            | ---  | ---                                 | ---                        | ---                       | 0                    | ---                           | --- |
| <i>Free Meals</i>  | 0                         | ---                 | ---                  | ---                           | ---  | ---                            | ---  | ---                                 | ---                        | ---                       | 0                    | ---                           | --- |
| <i>Reduced Meals</i>   | 0                         | ---                 | ---                  | ---                           | ---  | ---                            | ---  | ---                                 | ---                        | ---                       | 0                    | ---                           | --- |
| <i>Other</i>   | 0                         | ---                 | ---                  | ---                           | ---  | ---                            | ---  | ---                                 | ---                        | ---                       | 0                    | ---                           | --- |
| <i>No Information Provided</i>                                   | 0                         | ---                 | ---                  | ---                           | ---  | ---                            | ---  | ---                                 | ---                        | ---                       | 0                    | ---                           | --- |
| Title I, Part A Schoolwide Program Participants                  | 0                         | ---                 | ---                  | ---                           | ---  | ---                            | ---  | ---                                 | ---                        | ---                       | 0                    | ---                           | --- |
| Targeted Assistance Participants                                 | 0                         | ---                 | ---                  | ---                           | ---  | ---                            | ---  | ---                                 | ---                        | ---                       | 0                    | ---                           | --- |
| Nonparticipants (Previous Participants)                          | 0                         | ---                 | ---                  | ---                           | ---  | ---                            | ---  | ---                                 | ---                        | ---                       | 0                    | ---                           | --- |
| Homeless Participants at Non-Title I Schools                     | 0                         | ---                 | ---                  | ---                           | ---  | ---                            | ---  | ---                                 | ---                        | ---                       | 0                    | ---                           | --- |
| Nonparticipants (Not Previous Participants)                      | 0                         | ---                 | ---                  | ---                           | ---  | ---                            | ---  | ---                                 | ---                        | ---                       | 0                    | ---                           | --- |
| No Information Provided  | 0                         | ---                 | ---                  | ---                           | ---  | ---                            | ---  | ---                                 | ---                        | ---                       | 0                    | ---                           | --- |
| Migrant  | 0                         | ---                 | ---                  | ---                           | ---  | ---                            | ---  | ---                                 | ---                        | ---                       | 0                    | ---                           | --- |
| Yes  | 0                         | ---                 | ---                  | ---                           | ---  | ---                            | ---  | ---                                 | ---                        | ---                       | 0                    | ---                           | --- |
| No   | 0                         | ---                 | ---                  | ---                           | ---  | ---                            | ---  | ---                                 | ---                        | ---                       | 0                    | ---                           | --- |
| No Information Provided  | 0                         | ---                 | ---                  | ---                           | ---  | ---                            | ---  | ---                                 | ---                        | ---                       | 0                    | ---                           | --- |
| Limited English Proficient                                       | 0                         | ---                 | ---                  | ---                           | ---  | ---                            | ---  | ---                                 | ---                        | ---                       | 0                    | ---                           | --- |
| Current LEP  | 0                         | ---                 | ---                  | ---                           | ---  | ---                            | ---  | ---                                 | ---                        | ---                       | 0                    | ---                           | --- |
| Non-LEP (Monitored 1st Year)                                     | 0                         | ---                 | ---                  | ---                           | ---  | ---                            | ---  | ---                                 | ---                        | ---                       | 0                    | ---                           | --- |
| Non-LEP (Monitored 2nd Year)                                     | 0                         | ---                 | ---                  | ---                           | ---  | ---                            | ---  | ---                                 | ---                        | ---                       | 0                    | ---                           | --- |
| Other Non-LEP  | 0                         | ---                 | ---                  | ---                           | ---  | ---                            | ---  | ---                                 | ---                        | ---                       | 0                    | ---                           | --- |
| No Information Provided  | 0                         | ---                 | ---                  | ---                           | ---  | ---                            | ---  | ---                                 | ---                        | ---                       | 0                    | ---                           | --- |
| Bilingual/ESL Program  | 0                         | ---                 | ---                  | ---                           | ---  | ---                            | ---  | ---                                 | ---                        | ---                       | 0                    | ---                           | --- |
| Bilingual  | 0                         | ---                 | ---                  | ---                           | ---  | ---                            | ---  | ---                                 | ---                        | ---                       | 0                    | ---                           | --- |
| ESL  | 0                         | ---                 | ---                  | ---                           | ---  | ---                            | ---  | ---                                 | ---                        | ---                       | 0                    | ---                           | --- |
| Neither  | 0                         | ---                 | ---                  | ---                           | ---  | ---                            | ---  | ---                                 | ---                        | ---                       | 0                    | ---                           | --- |
| No Information Provided  | 0                         | ---                 | ---                  | ---                           | ---  | ---                            | ---  | ---                                 | ---                        | ---                       | 0                    | ---                           | --- |
| Special Education  | 0                         | ---                 | ---                  | ---                           | ---  | ---                            | ---  | ---                                 | ---                        | ---                       | 0                    | ---                           | --- |
| Yes  | 0                         | ---                 | ---                  | ---                           | ---  | ---                            | ---  | ---                                 | ---                        | ---                       | 0                    | ---                           | --- |
| No   | 0                         | ---                 | ---                  | ---                           | ---  | ---                            | ---  | ---                                 | ---                        | ---                       | 0                    | ---                           | --- |
| No Information Provided  | 0                         | ---                 | ---                  | ---                           | ---  | ---                            | ---  | ---                                 | ---                        | ---                       | 0                    | ---                           | --- |
| Gifted/Talented  | 0                         | ---                 | ---                  | ---                           | ---  | ---                            | ---  | ---                                 | ---                        | ---                       | 0                    | ---                           | --- |
| Participants   | 0                         | ---                 | ---                  | ---                           | ---  | ---                            | ---  | ---                                 | ---                        | ---                       | 0                    | ---                           | --- |
| Nonparticipants  | 0                         | ---                 | ---                  | ---                           | ---  | ---                            | ---  | ---                                 | ---                        | ---                       | 0                    | ---                           | --- |
| No Information Provided  | 0                         | ---                 | ---                  | ---                           | ---  | ---                            | ---  | ---                                 | ---                        | ---                       | 0                    | ---                           | --- |
| At-Risk  | 0                         | ---                 | ---                  | ---                           | ---  | ---                            | ---  | ---                                 | ---                        | ---                       | 0                    | ---                           | --- |
| Yes  | 0                         | ---                 | ---                  | ---                           | ---  | ---                            | ---  | ---                                 | ---                        | ---                       | 0                    | ---                           | --- |
| No   | 0                         | ---                 | ---                  | ---                           | ---  | ---                            | ---  | ---                                 | ---                        | ---                       | 0                    | ---                           | --- |
| No Information Provided  | 0                         | ---                 | ---                  | ---                           | ---  | ---                            | ---  | ---                                 | ---                        | ---                       | 0                    | ---                           | --- |
| Career/Technical Education                                       | 0                         | ---                 | ---                  | ---                           | ---  | ---                            | ---  | ---                                 | ---                        | ---                       | 0                    | ---                           | --- |
| Elective   | 0                         | ---                 | ---                  | ---                           | ---  | ---                            | ---  | ---                                 | ---                        | ---                       | 0                    | ---                           | --- |
| Coherent Sequence  | 0                         | ---                 | ---                  | ---                           | ---  | ---                            | ---  | ---                                 | ---                        | ---                       | 0                    | ---                           | --- |
| Tech Prep  | 0                         | ---                 | ---                  | ---                           | ---  | ---                            | ---  | ---                                 | ---                        | ---                       | 0                    | ---                           | --- |
| No   | 0                         | ---                 | ---                  | ---                           | ---  | ---                            | ---  | ---                                 | ---                        | ---                       | 0                    | ---                           | --- |
| No Information Provided  | 0                         | ---                 | ---                  | ---                           | ---  | ---                            | ---  | ---                                 | ---                        | ---                       | 0                    | ---                           | --- |



## Written Performance Summary Report

Report Date: MAY 2009  
Date of Testing: APRIL 2009

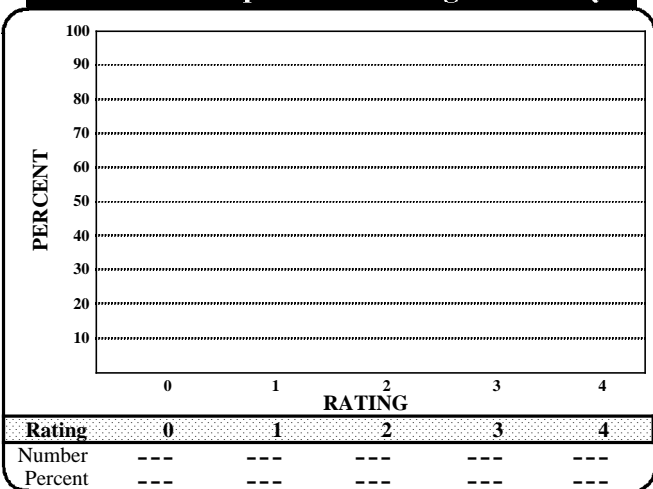
All Students

Number Tested: 0

"---" = No Data Reported For  
Fewer Than Five Students

### Written Composition Summary

#### Written Composition Rating Summary



#### Analytic Information Summary

| Analytic Category                      | Written Composition |             |
|--|---------------------|-------------|
|  | Rating of 0         | Rating of 1 |
|  | Number of Papers    |             |
| 1. Weak Focus and Coherence            | ---                 | ---         |
| 2. Weak or Illogical Organization      | ---                 | ---         |
| 3. Weak Development of Ideas           | ---                 | ---         |
| 4. Little or No Sense of Voice         | ---                 | ---         |
| 5. Little or No Control of Conventions | ---                 | ---         |
| 6. Off Topic Response                  | ---                 | *           |
| 7. Indecipherable Response             | ---                 | *           |
| 8. Insufficient Response               | ---                 | *           |
| 9. No Writing Attempted                | ---                 | *           |

*Papers receiving Written Composition Ratings of 0 or 1 were scored analytically.  
For each category the number of papers having that deficiency is indicated. A student's paper may be listed in more than one category.  
Papers receiving Written Composition Ratings of 2, 3, or 4 were not scored analytically.*

\*Analytic Category is not given for a rating of 1.

### Short Answer Summary

#### Literary Selection

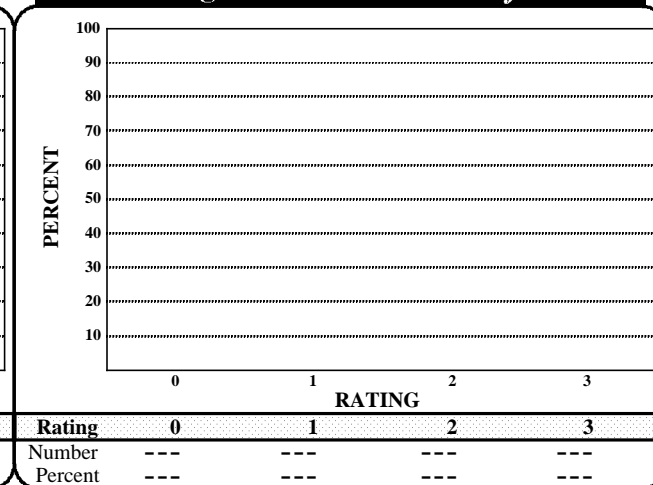
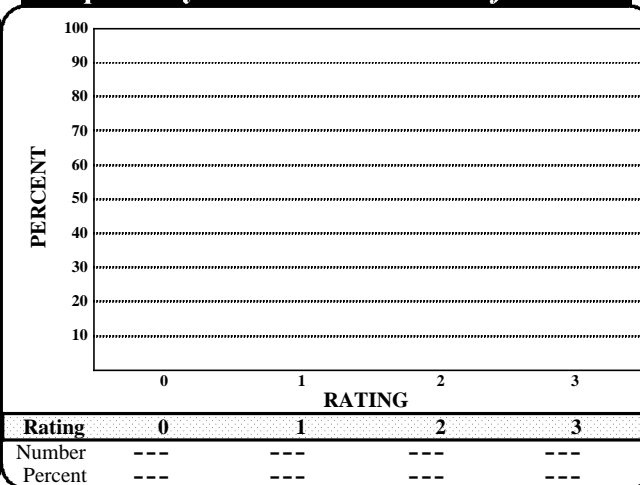
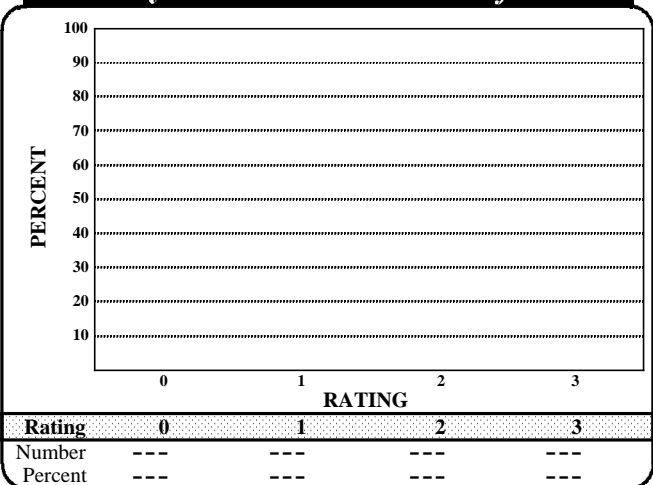
#### Objective 2

#### Expository Selection

#### Objective 3

#### Connecting Selections

#### Objective 3





## Written Performance Summary Report

Report Date: MAY 2009  
Date of Testing: APRIL 2009

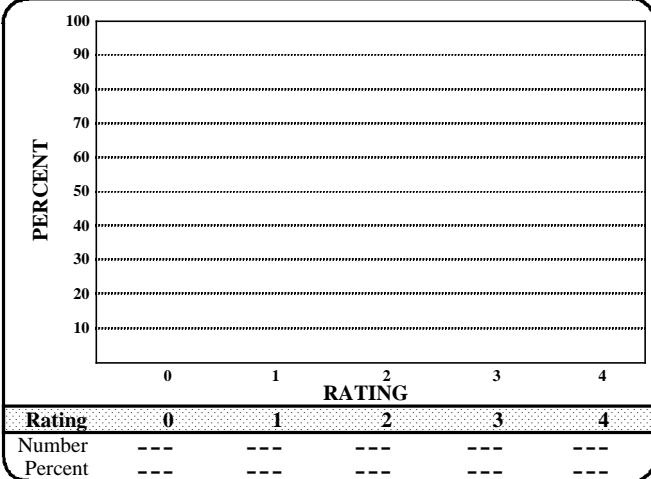
All Students Not in Special Education

Number Tested: 0

"---" = No Data Reported For  
Fewer Than Five Students

### Written Composition Summary

#### Written Composition Rating Summary



#### Analytic Information Summary

| Analytic Category                            | Written Composition |             |
|--|---------------------|-------------|
|  | Rating of 0         | Rating of 1 |
|  | Number of Papers    |             |
| 1. Weak Focus and Coherence .....            | ---                 | ---         |
| 2. Weak or Illogical Organization .....      | ---                 | ---         |
| 3. Weak Development of Ideas .....           | ---                 | ---         |
| 4. Little or No Sense of Voice .....         | ---                 | ---         |
| 5. Little or No Control of Conventions ..... | ---                 | ---         |
| 6. Off Topic Response .....                  | ---                 | *           |
| 7. Indecipherable Response .....             | ---                 | *           |
| 8. Insufficient Response .....               | ---                 | *           |
| 9. No Writing Attempted .....                | ---                 | *           |

*Papers receiving Written Composition Ratings of 0 or 1 were scored analytically.  
For each category the number of papers having that deficiency is indicated. A student's paper may be listed in more than one category.  
Papers receiving Written Composition Ratings of 2, 3, or 4 were not scored analytically.*

\*Analytic Category is not given for a rating of 1.

### Short Answer Summary

#### Literary Selection

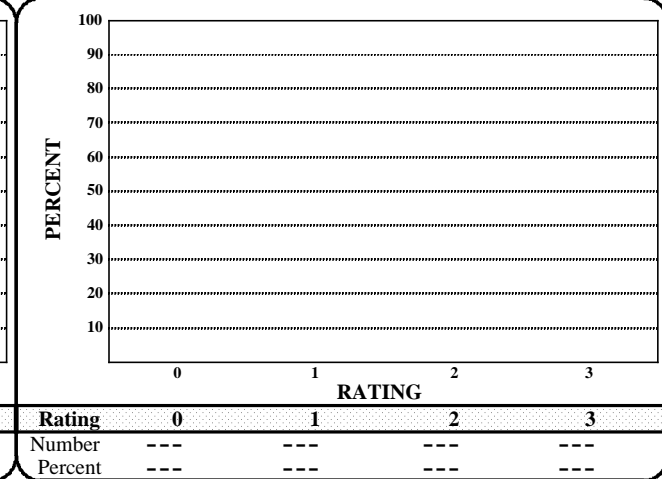
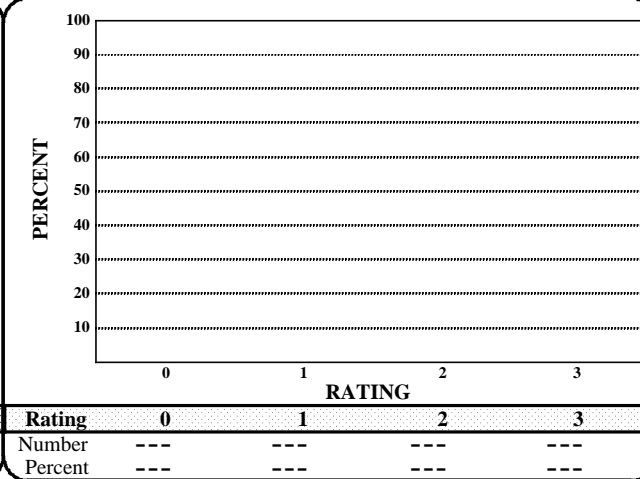
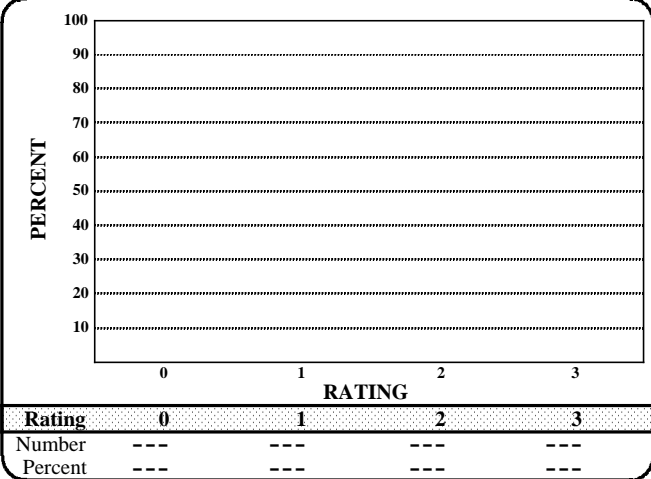
#### Objective 2

#### Expository Selection

#### Objective 3

#### Connecting Selections

#### Objective 3





## Written Performance Summary Report

Report Date: MAY 2009  
Date of Testing: APRIL 2009

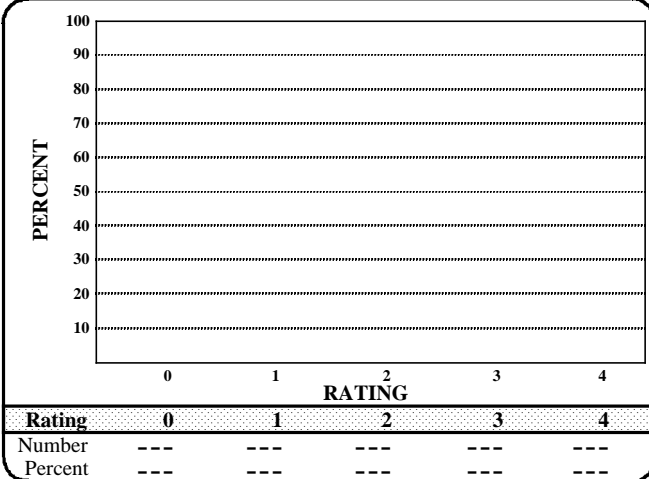
### Special Education Students

Number Tested: 0

"---" = No Data Reported For  
Fewer Than Five Students

### Written Composition Summary

#### Written Composition Rating Summary



#### Analytic Information Summary

##### Analytic Category

- 1. Weak Focus and Coherence .....
- 2. Weak or Illogical Organization .....
- 3. Weak Development of Ideas .....
- 4. Little or No Sense of Voice .....
- 5. Little or No Control of Conventions .....
- 6. Off Topic Response .....
- 7. Indecipherable Response .....
- 8. Insufficient Response .....
- 9. No Writing Attempted .....

| Analytic Category                      | Written Composition |             |
|--|---------------------|-------------|
|  | Rating of 0         | Rating of 1 |
|  | Number of Papers    |             |
| 1. Weak Focus and Coherence            | ---                 | ---         |
| 2. Weak or Illogical Organization      | ---                 | ---         |
| 3. Weak Development of Ideas           | ---                 | ---         |
| 4. Little or No Sense of Voice         | ---                 | ---         |
| 5. Little or No Control of Conventions | ---                 | ---         |
| 6. Off Topic Response                  | ---                 | *           |
| 7. Indecipherable Response             | ---                 | *           |
| 8. Insufficient Response               | ---                 | *           |
| 9. No Writing Attempted                | ---                 | *           |

Papers receiving *Written Composition Ratings* of 0 or 1 were scored analytically.  
For each category the number of papers having that deficiency is indicated. A student's paper may be listed in more than one category.  
Papers receiving *Written Composition Ratings* of 2, 3, or 4 were not scored analytically.

\* *Analytic Category* is not given for a rating of 1.

### Short Answer Summary

#### Literary Selection

#### Objective 2

#### Expository Selection

#### Objective 3

#### Connecting Selections

#### Objective 3

